Google Slides Lessons Preview

© Super Simple Sheets

BC Language Curriculum Composition (Writing) – Grade 2

3-Part Lesson Format

Part 1 – Minds On!

- Learning Goals
- Discussion Questions
- Quotes
- And More!

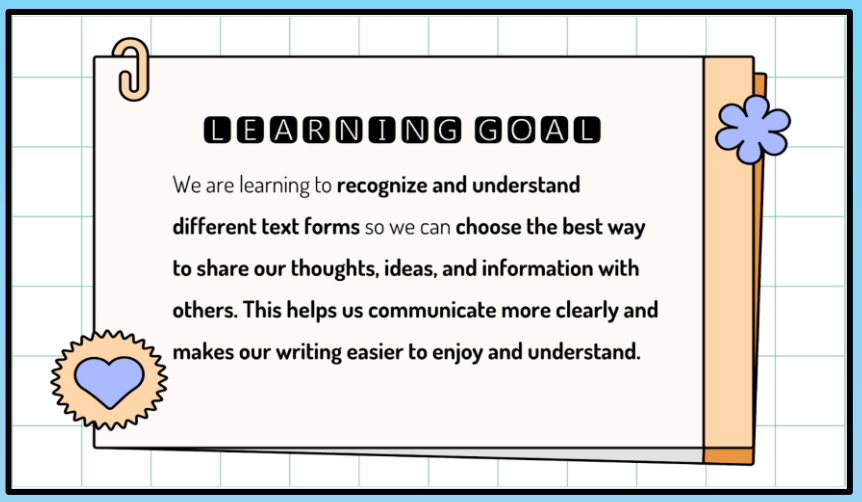

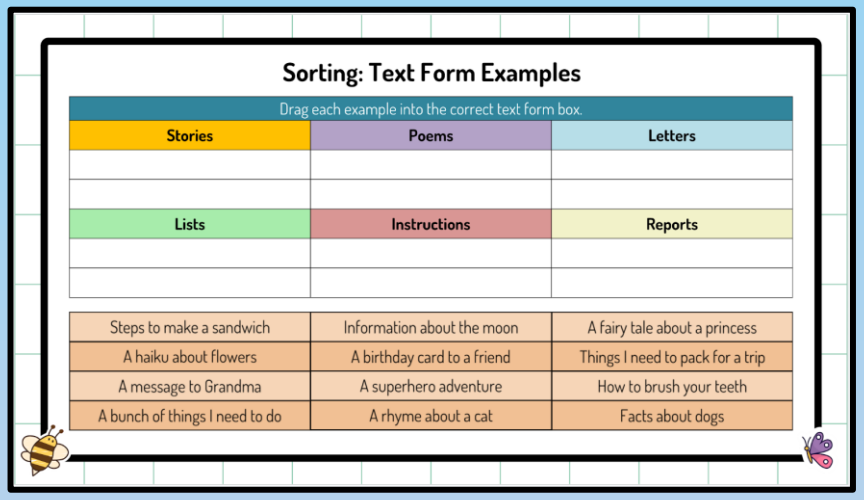

Part 2 – Action!

- Writing
- Matching
- Drag and Drop
- Drawing
- And More!

Part 3 – Consolidation!

- Exit Cards
- Quizzes
- Reflection
- And More!

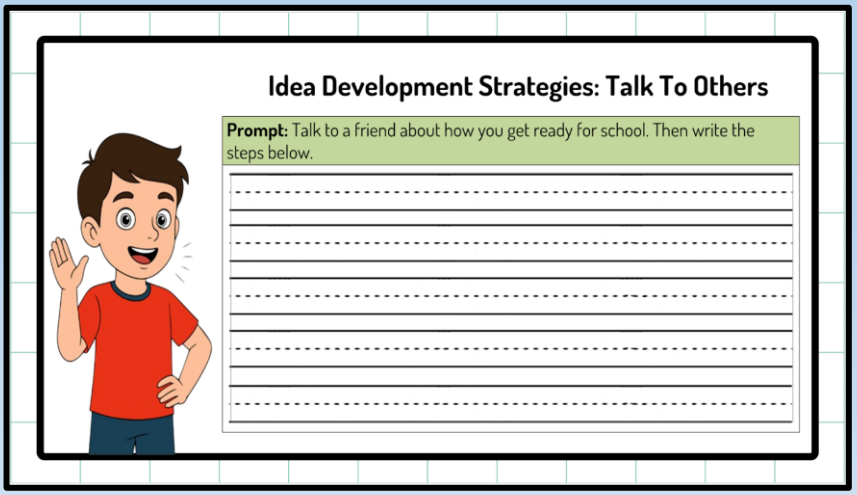

BC Language Curriculum Composition (Writing) – Grade 2

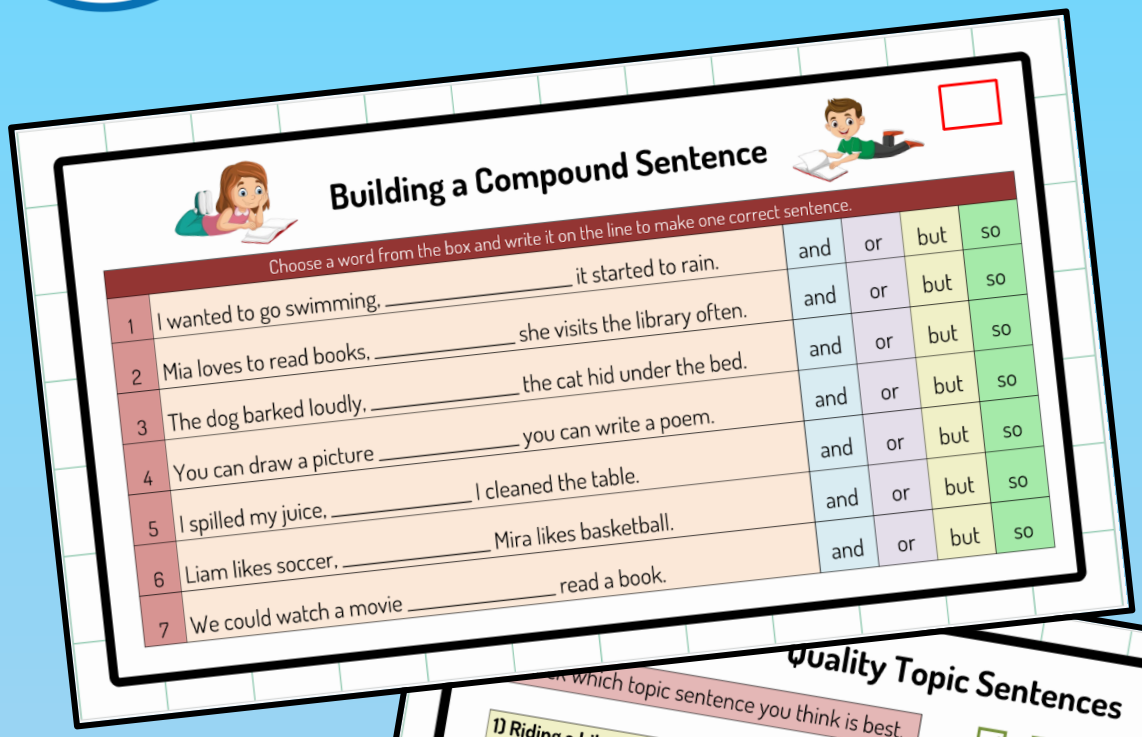

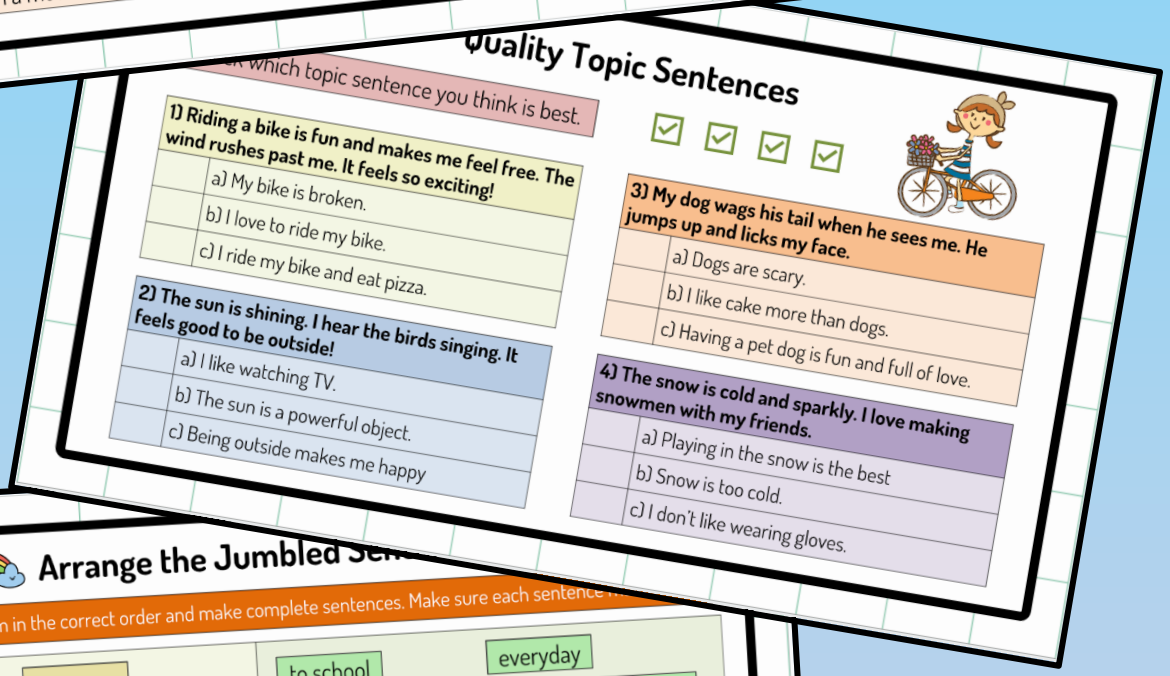

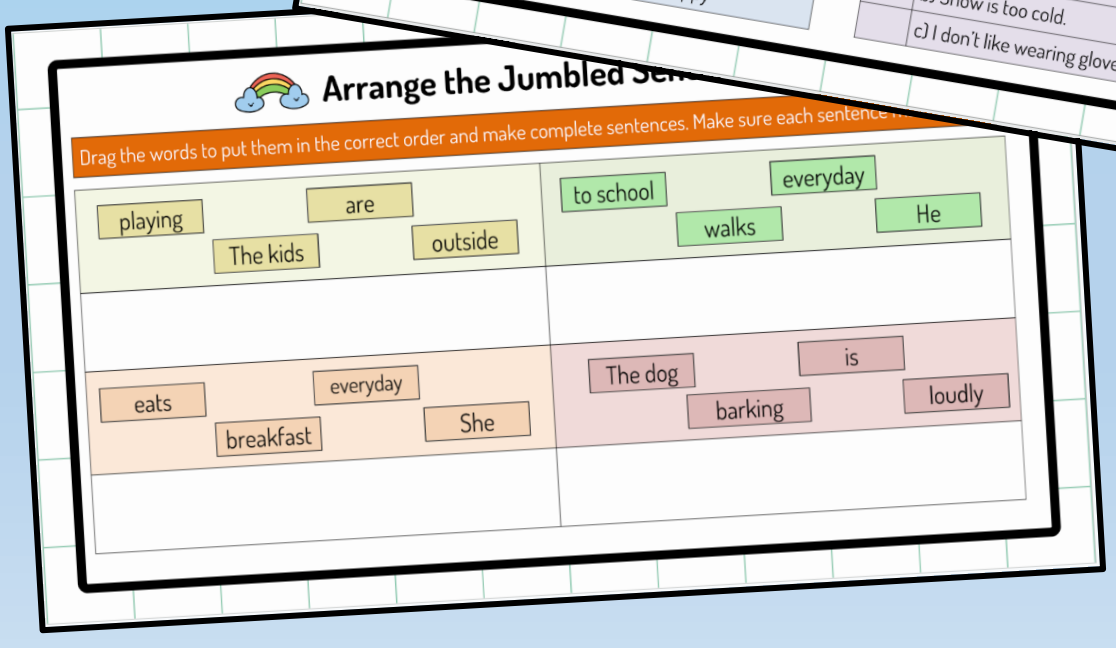

BC Language Curriculum Composition (Writing) – Grade 2

Narrative Writing - Plot

Draw a ✓ checkmark in the box to show if the sentence tells about the Plot, Character, Setting, or Ending.

	Plot	Character	Setting	Ending
1) Mia is a kind girl who loves painting.				
2) She lives in a cottage near the forest.				
3) One day, Mia finds a little bird with a broken wing.				
4) The bird is tiny and sings softly.				
5) The forest is full of tall trees and colourful flowers.				
6) Mia helps the bird by building a small nest.				
7) Mr. Brown, the friendly old man, gives Mia some seeds.				
8) Mia and Mr. Brown feed the bird together.				
9) The bird grows strong and flies around happily.				
10) Mia waves goodbye as the bird soars into the sky.				

asked	muttered	murmured
complained	stated	
giggled	whispered	

Read each quotation carefully. Then, choose a fitting speaker tag from the box to complete each sentence.

1. "Please line up quietly," the teacher _____
2. "Can we share the crayons?" Max _____
3. "I finished my homework!" Zoe _____
4. "This soup is too hot," Grandpa _____
5. "Turn the page to ten," Ms. Cruz _____
6. "Where did my hat go?" Ben _____
7. "That puppy looks so cute," Mia _____
8. "We will start recess now," the principal _____



How to Make an Omelette

...steps in the correct order by dragging and dropping the pictures and sentences into the boxes.



Add a little salt and mix with a fork.

Pour the eggs into the pan.

Fold the omelette and put it on a plate.

Cook until the eggs are firm.

Heat a pan and add oil or butter.

Crack the eggs into a bowl.