Google Slides Lessons Preview

© Super Simple Sheets

BC Language Curriculum Composition (Writing) – Grade 7

3-Part Lesson Format

Part 1 – Minds On!

- Learning Goals
- Discussion Questions
- Quotes
- And More!

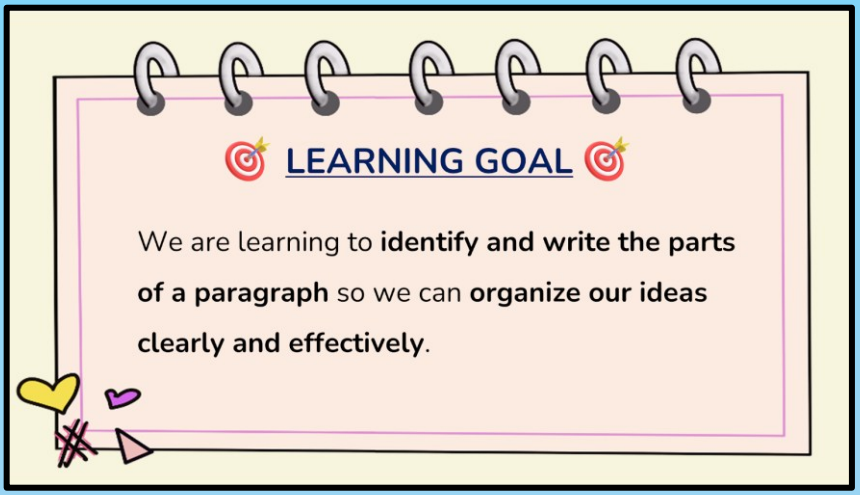

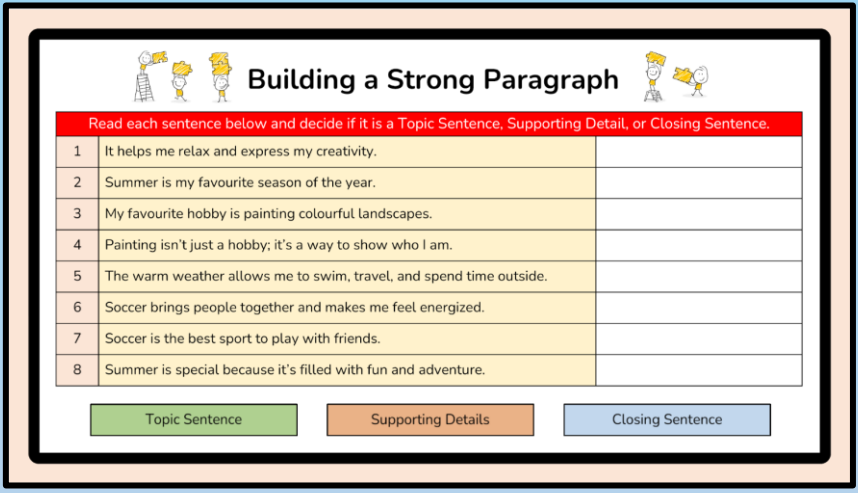

Part 2 – Action!

- Writing
- Matching
- Drag and Drop
- Drawing
- And More!

Part 3 – Consolidation!

- Exit Cards
- Quizzes
- Reflection
- And More!

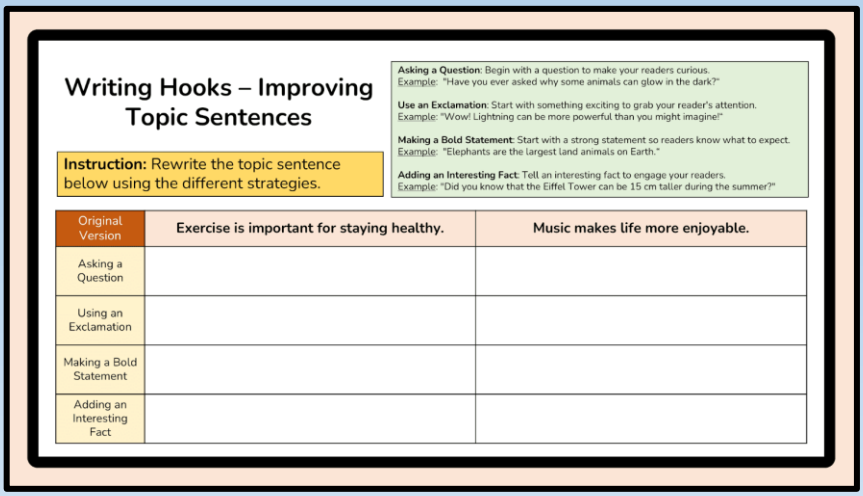

BC Language Curriculum Composition (Writing) – Grade 7

Transition Words - Supporting Details



Read each definition carefully and match it with the correct transition word from the word bank above.

Too	Moreover	Finally	However
Similarly	Alternatively	Along with	In addition
But	Meanwhile	First	In conclusion

	Introduces the beginning step or point.
	Points out that two things are alike.
	Shows contrast or an opposite idea.
	Suggests another option or choice.
	Introduces extra supporting information.
	Adds another idea at the end of a list.
	Signals the last point.
	Summarizes the main ideas at the end.
	Reinforces the previous idea with extra detail.
	Indicates disagreement or difference.
	Adds something similar to the first idea.
	Indicates two things happening at the same time.

ing Checklist

a check mark (✓) beside the things you should do when writing a story

	Character/ Setting
	Describe what your characters look like
	Write the story in bullet points
	Use only dialogue without any description
	Explain how your characters know each other
	Describe the setting using descriptive language

	Conclusion
	End with "The End" as the only sentence
	Introduce brand-new characters at the very end
	Describe your characters' final feelings
	Leave the reader with a strong message
	Characters solve the problem in a realistic way

	Main Body
	Characters face an interesting problem
	Explain how characters tackled the problem
	Add random fun facts to the story
	Included paragraphs to break up your story
	Write the entire story in one single sentence

	Summary
	Include the main idea of the text
	Copy every single sentence from the text
	Add your own opinions and feelings
	Include only the most important details
	Include unrelated examples from other books

Describing Scenes with Adjecti

Look at each picture and circle the adjective that best describes the image.



radiant	glowing	icy
snowy	peaceful	warm
green	misty	loud
quiet	sandy	shady
sunny	starry	dreamy
calm	dark	crowded

BC Language Curriculum Composition (Writing) – Grade 7



Direct or Indirect Characterization

Read each sentence and drag a ✔ to the box if it shows direct characterization or an ✘ if it shows indirect characterization.

	Mia is a generous girl who always shares her lunch with those who forget theirs.		Noah quietly picked up the fallen books and handed them back with a gentle smile.
	"You're the bravest person I know," said Ben as he smiled proudly at Clara.		Henry is selfish and only thinks about his own success, not the team's.
	Lucas stayed behind after school to help clean the classroom, even though no one asked him to.		Olivia is an intelligent student who always gets perfect scores on her exams.
	Sarah's hands trembled and her heart raced as she stepped onto the stage for her speech.		The students cheered as Daniel stepped forward, his eyes bright with determination.
	James is careless and often loses his belongings everywhere he goes.		"I don't care what anyone says, I know I can win this," Emily said with confidence.

Characters should have personalities, like brave or shy.
Circle the dialogue below that matches the personality.

Personality: Confident

a) "Please don't call on me. I'll probably mess up."
b) "I'll present first. I've practised. Let's do this."
c) "I'm not sure; maybe someone else should decide."

Personality: Generous

a) "I brought extra snacks so take what you need."
b) "Hands off. It's mine."
c) "I'll share only if you pay me back exactly."

Personality: Impatient

a) "Can we hurry? We don't have all day."
b) "No rush. I'm happy to wait."
c) "Take your time; I'll sit quietly."

Search

❑ Limerick ❑ Narrative ❑ Sonnet
❑ Haiku ❑ Rhyming ❑ Free Verse

Find the poem types in the word search. Then, match each description by writing the correct type of poem on the lines provided.

A short, funny 5-line poem with rhythm and rhyme.	
A poem with 14 lines that follows a rhyme pattern.	
A short 3-line poem from Japan.	
A poem that tells a story with characters and events.	
A poem with no set pattern or rhyme.	
Words sound the same at the end of lines.	