Google Slides Lessons Preview

© Super Simple Sheets

BC Language Curriculum
Reading Comprehension – Grade 2

3-Part Lesson Format

Part 1 – Minds On!
- Learning Goals
- Discussion Questions
- Quotes
- And More!

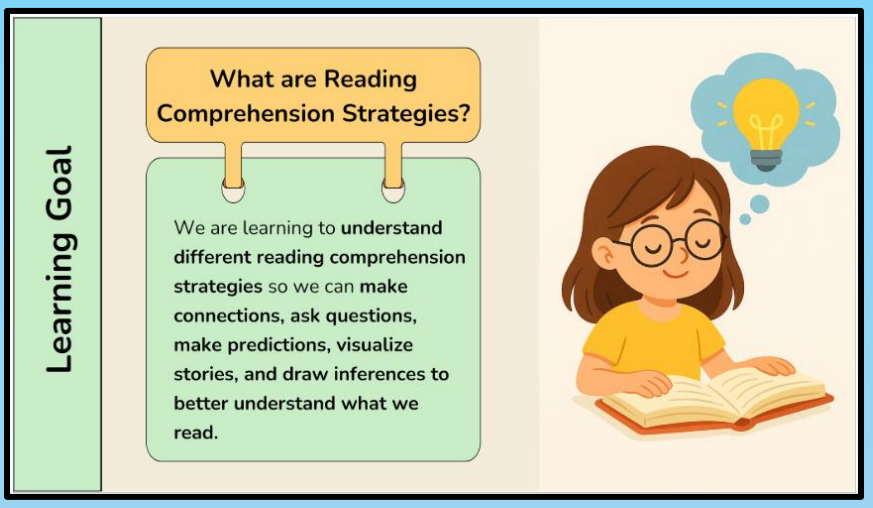

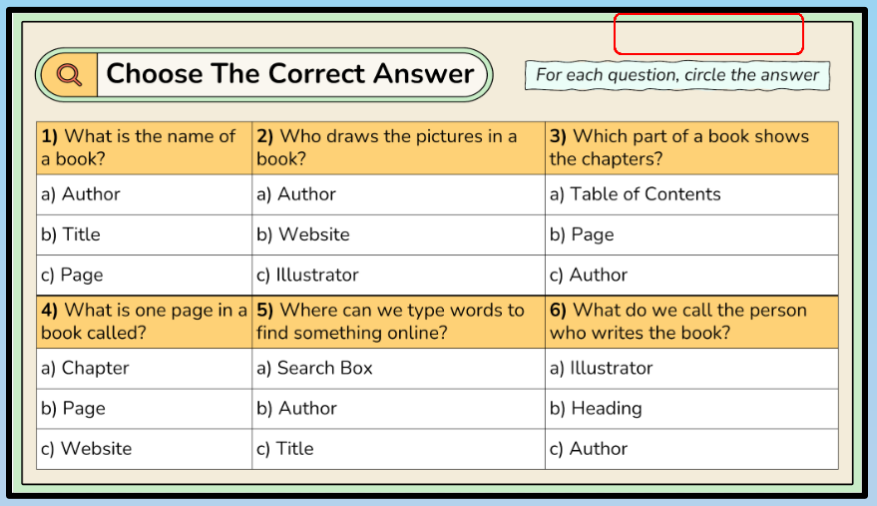

Choose The Correct Answer

For each question, circle the answer

1) What is the name of a book?	2) Who draws the pictures in a book?	3) Which part of a book shows the chapters?
a) Author	a) Author	a) Table of Contents
b) Title	b) Website	b) Page
c) Page	c) Illustrator	c) Author
4) What is one page in a book called?	**5) Where can we type words to find something online?**	**6) What do we call the person who writes the book?**
a) Chapter	a) Search Box	a) Illustrator
b) Page	b) Author	b) Heading
c) Website	c) Title	c) Author

Part 2 – Action!
- Writing
- Matching
- Drag and Drop
- Drawing
- And More!

Part 3 – Consolidation!
- Exit Cards
- Quizzes
- Reflection
- And More!

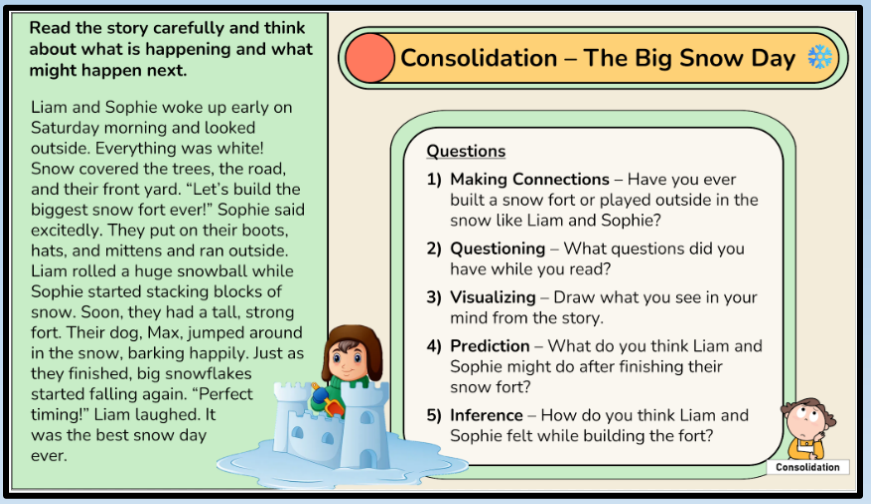

Read the story carefully and think about what is happening and what might happen next.

Liam and Sophie woke up early on Saturday morning and looked outside. Everything was white! Snow covered the trees, the road, and their front yard. "Let's build the biggest snow fort ever!" Sophie said excitedly. They put on their boots, hats, and mittens and ran outside. Liam rolled a huge snowball while Sophie started stacking blocks of snow. Soon, they had a tall, strong fort. Their dog, Max, jumped around in the snow, barking happily. Just as they finished, big snowflakes started falling again. "Perfect timing!" Liam laughed. It was the best snow day ever.

Consolidation – The Big Snow Day

Questions

1) **Making Connections** – Have you ever built a snow fort or played outside in the snow like Liam and Sophie?
2) **Questioning** – What questions did you have while you read?
3) **Visualizing** – Draw what you see in your mind from the story.
4) **Prediction** – What do you think Liam and Sophie might do after finishing their snow fort?
5) **Inference** – How do you think Liam and Sophie felt while building the fort?

Consolidation

BC Language Curriculum
Reading Comprehension – Grade 2

Match the Story to the Principle!

Drag the principle to the matching part of the story.

Part from The River's Gift	Principle
Lena and her friends cared for the dry river and treated the land kindly.	
The children promised to take care of the river and planted new trees.	
They shared their time and energy to give back to nature.	
Everyone worked together to clear rocks and clean the river.	
They understood how plants, animals, and water all depended on each other.	
The friends felt the river was very special and worth protecting.	
When the rain came, they saw how their actions helped the whole environment.	

Principle Bank

- Reciprocity
- Interrelatedness
- Respect
- Reverence
- Synergy
- Holism
- Responsibility

Matching Activity – Order the story events from one to four

1 2 3 4


The wind blew, and the kite soared high in the sky.


She climbed a little ladder to reach the kite.


Mia and her friends laughed and chased the kite.


Mia found a shiny red kite stuck in a tree.

Matching Activity – Order the steps

Drag the steps into the correct order. How to make a peanut butter and jelly sandwich.

Order	
1	
2	
3	
4	
5	
6	
7	

- Spread peanut butter on one slice
- Cut the sandwich in half if you want.
- Get out the peanut butter, jelly, a knife, and a plate.
- Spread jelly on the other slice of bread.
- Enjoy your delicious sandwich!
- Take out two slices of bread.
- Put the two slices together to make a sandwich.

BC Language Curriculum
Reading Comprehension – Grade 2

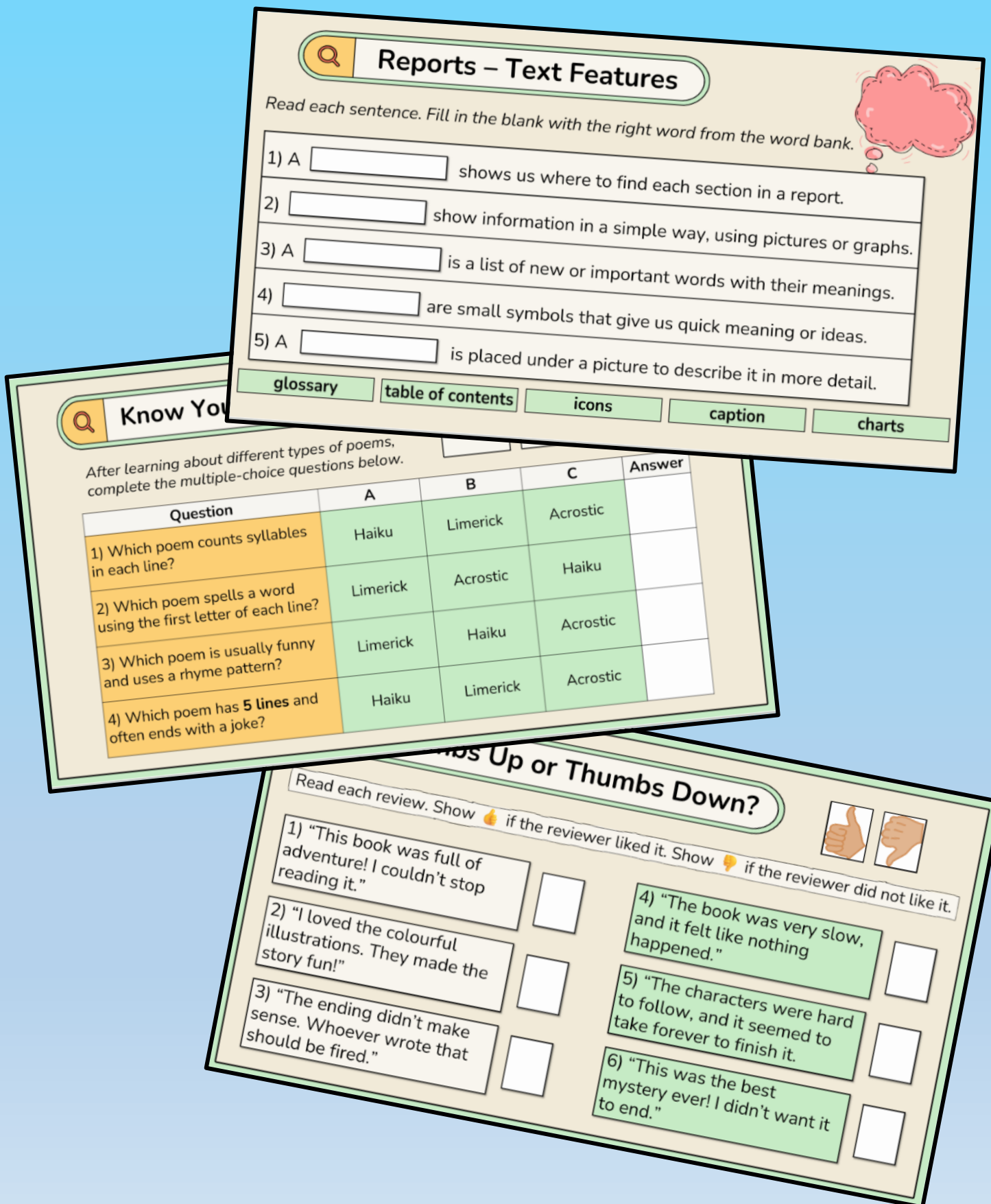

Reports – Text Features

Read each sentence. Fill in the blank with the right word from the word bank.

1) A _____ shows us where to find each section in a report.

2) _____ show information in a simple way, using pictures or graphs.

3) A _____ is a list of new or important words with their meanings.

4) _____ are small symbols that give us quick meaning or ideas.

5) A _____ is placed under a picture to describe it in more detail.

glossary | table of contents | icons | caption | charts

Know You

After learning about different types of poems, complete the multiple-choice questions below.

Question	A	B	C	Answer
1) Which poem counts syllables in each line?	Haiku	Limerick	Acrostic	
2) Which poem spells a word using the first letter of each line?	Limerick	Acrostic	Haiku	
3) Which poem is usually funny and uses a rhyme pattern?	Limerick	Haiku	Acrostic	
4) Which poem has **5 lines** and often ends with a joke?	Haiku	Limerick	Acrostic	

...bs Up or Thumbs Down?

Read each review. Show 👍 if the reviewer liked it. Show 👎 if the reviewer did not like it.

1) "This book was full of adventure! I couldn't stop reading it."

2) "I loved the colourful illustrations. They made the story fun!"

3) "The ending didn't make sense. Whoever wrote that should be fired."

4) "The book was very slow, and it felt like nothing happened."

5) "The characters were hard to follow, and it seemed to take forever to finish it.

6) "This was the best mystery ever! I didn't want it to end."