Google Slides Lessons Preview

© Super Simple Sheets

Ontario Geography Curriculum

Economic Dev't & Quality of Life – Grade 8

3-Part Lesson Format

Part 1 – Minds On!

- Learning Goals
- Discussion Questions
- Quotes
- And More!



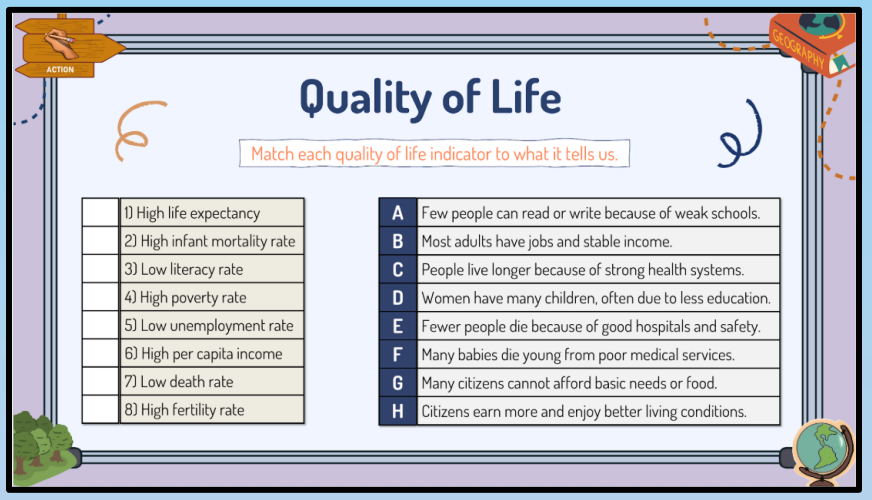

Part 2 – Action!

- Writing
- Matching
- Drag and Drop
- Drawing
- And More!

Part 3 – Consolidation!

- Exit Cards
- Quizzes
- Reflection
- And More!

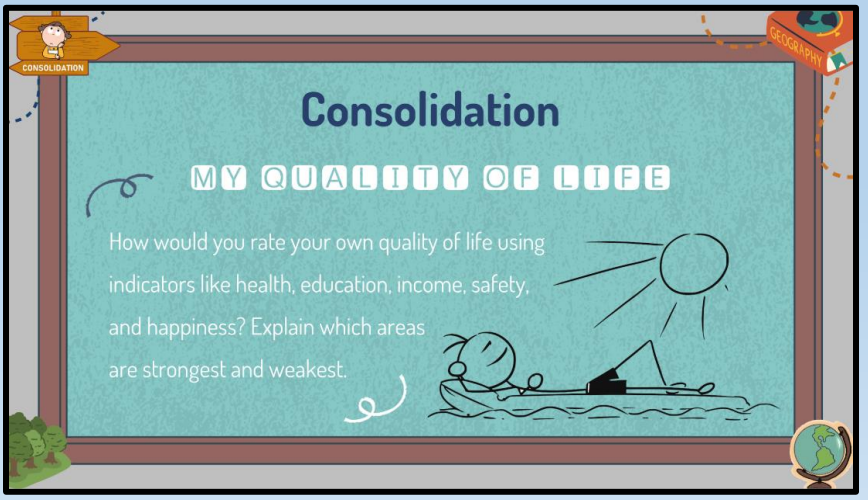

Ontario Geography Curriculum

Economic Dev't & Quality of Life – Grade 8

Scatter Plots and Quality of Life

Answer each **yes** or **no** question based on what you observe in the scatter plot

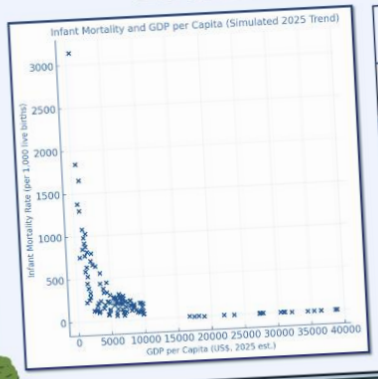

1) Does the graph show a relationship between GDP per capita and infant mortality rate?	
2) Does the infant mortality rate increase as GDP per capita increases?	
3) Are most countries clustered at the lower GDP per capita range?	
4) Are countries with very high infant mortality rates generally low in GDP per capita?	
5) Are there any countries with high GDP per capita and high infant mortality rates?	
6) Do any data points appear as outliers far from the main cluster?	

YES

NO

Development Index (HDI)

Read each number on the left and match it with the correct meaning on the right

Numbers		Meaning	
	Norway's HDI score is 0.957...	A	Shows poor access to health care, schooling, and income
	Niger's HDI score is 0.394...	B	Limited hospitals and disease outbreaks reduce average lifespan
	Norway's life expectancy is 82.91 years...	C	Widespread poverty and low earnings reduce overall HDI score
	Niger's life expectancy is 62.43 years...	D	Citizens enjoy long lives, strong education, and high incomes
	Norway's GNI per person is $66,000...	E	Citizens have a high standard of living and financial security
	Niger's GNI per person is $1,200...	F	Reflects advanced medical care and healthy living conditions

Demog...

Sentence scramble: Rearrange the words to make the complete sentence in the...

studies | how | human | grow | or | why | populations | change | and | Demography

data | and | to | public | Governments | housing | use | plan | services | population

affects | development | care, | jobs, | Population | urban | and | growth | health

Ontario Geography Curriculum

Economic Dev't & Quality of Life – Grade 8

