Google Slides Lessons Preview

© Super Simple Sheets

Ontario Math Curriculum

Data – Graphing and Probability – Grade 5

3-Part Lesson Format

Part 1 – Minds On!

- Learning Goals
- Discussion Questions
- Quotes
- And More!

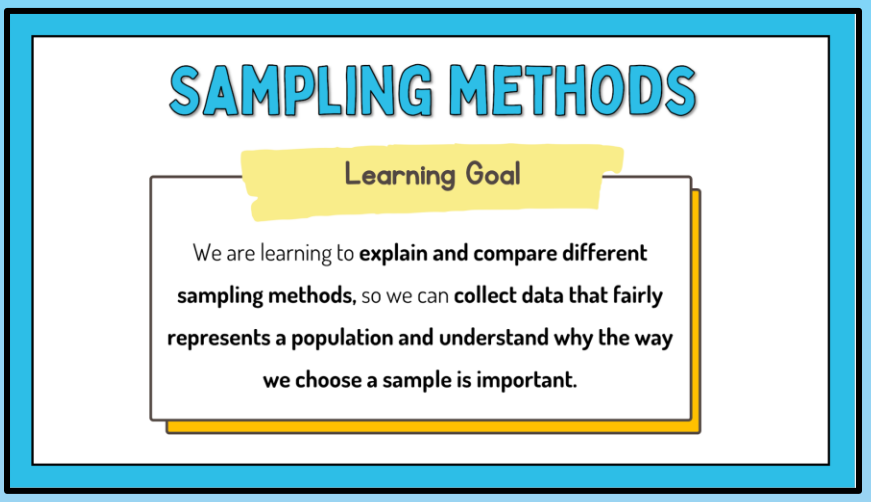

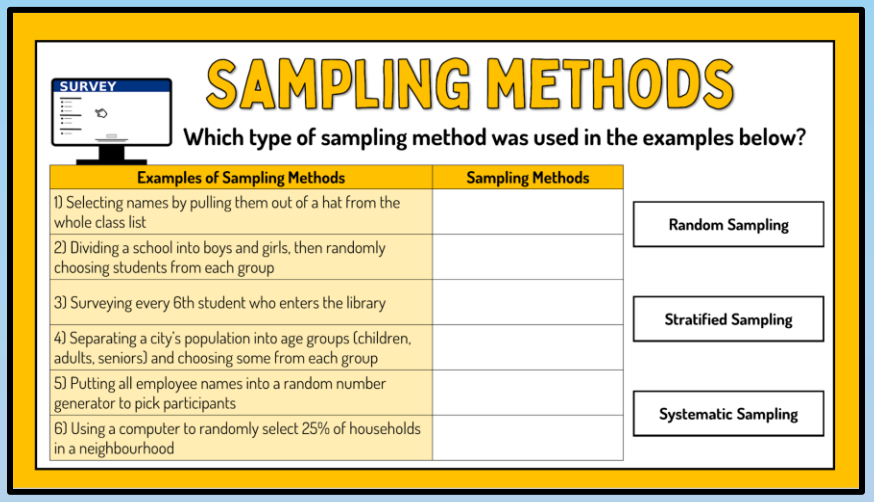

Part 2 – Action!

- Writing
- Matching
- Drag and Drop
- Drawing
- And More!

Part 3 – Consolidation!

- Exit Cards
- Quizzes
- Reflection
- And More!

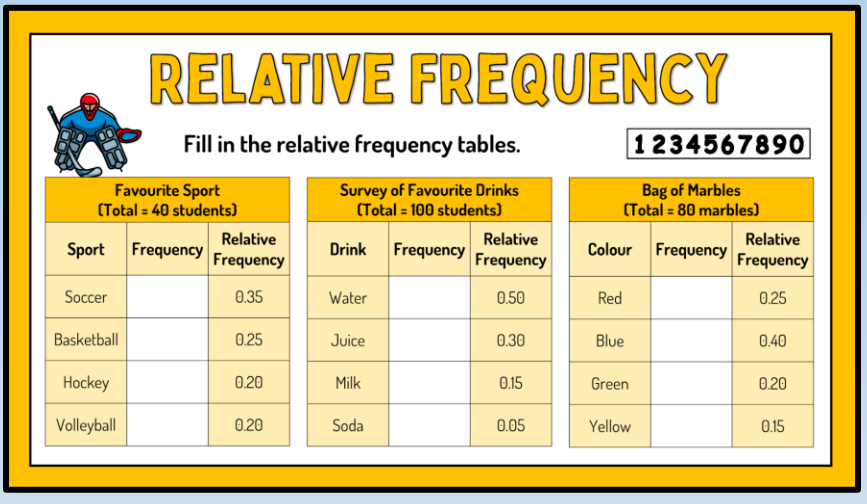

Ontario Math Curriculum

Data – Graphing and Probability – Grade 5



MEAN

1 2 3 4 5 6 7 8 9 0

A team of 3 worked selling things. They each made the money shown below.
At the end, they split up the total earnings.

Ethan 14	Olivia 9	Mason 10	=	Total	=	Ethan	Olivia	Mason	Mean =
Nikki 13	Logan 7	Amelia 10	=	Total	=	Nikki	Logan	Amelia	Mean =
Jacob 8	Aiden 12	Harper 16	=	Total	=	Jacob	Aiden	Harper	Mean =
Nora 12	Caleb 17	Isla 13	=	Total	=	Nora	Caleb	Isla	Mean =

AND MODE

and mode of each data set below.

1 2 3 4 5 6 7 8 9 0

# of Goals Scored	Minutes Spent Reading	Quiz Scores	# of Push-Ups Done
4, 6, 8, 6, 6, 10	20, 25, 30, 25, 25	70, 80, 90, 80, 80	12, 15, 18, 15, 20, 10
Mean =	Mean =	Mean =	Mean =
Mode =	Mode =	Mode =	Mode =

Books Read In 6 Months	Points Earned in a Game	# of Laps Run	Stickers Collected
3, 5, 7, 5, 9, 5	18, 22, 26, 22, 30, 22	5, 7, 9, 7, 11, 7	14, 16, 18, 16, 20, 16
Mean =	Mean =	Mean =	Mean =
Mode =	Mode =	Mode =	Mode =

Answer the

1) Six students measured how many minutes they pract
15, 22, 18, 20, 25, 17
What is the median practice time?

2) Nine students recorded the number of pages they read over the weekend:
12, 18, 15, 20, 14, 16, 22, 19, 13
What is the median number of pages read?

3) During a week in winter, the daily high temperatures (in °C) were:
-6, -2, 0, 3, -4, 1, 2
What is the median temperature?

4) A basketball player scored the following points in eight games:
14, 18, 12, 20, 16, 22, 18, 15
a) What is the median number of points?

b) If the player scores 24 points in the next game, what is the new median?

Ontario Math Curriculum

Data – Graphing and Probability – Grade 5

