# Google Slides Lessons Preview

© Super Simple Sheets

# BC Math Curriculum Number Unit – Grade 7

## 3-Part Lesson Format

### Part 1 – Minds On!

- Learning Goals
- Discussion Questions
- Quotes
- And More!

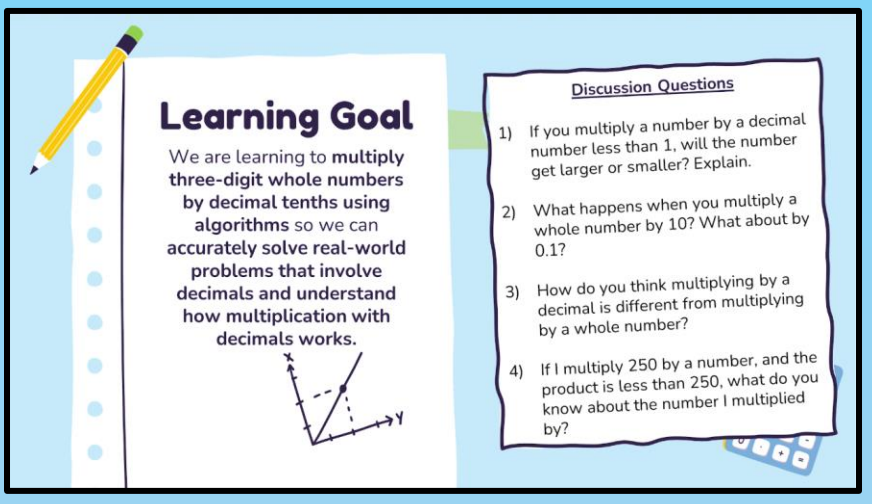


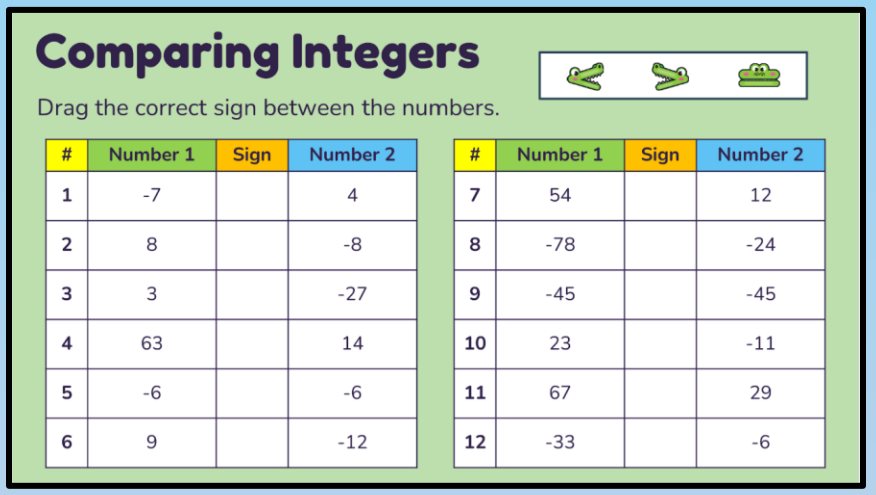


| # | Number 1 | Sign | Number 2 |
|---|---|---|---|
| 1 | -7 | | 4 |
| 2 | 8 | | -8 |
| 3 | 3 | | -27 |
| 4 | 63 | | 14 |
| 5 | -6 | | -6 |
| 6 | 9 | | -12 |

| # | Number 1 | Sign | Number 2 |
|---|---|---|---|
| 7 | 54 | | 12 |
| 8 | -78 | | -24 |
| 9 | -45 | | -45 |
| 10 | 23 | | -11 |
| 11 | 67 | | 29 |
| 12 | -33 | | -6 |

### Part 2 – Action!

- Writing
- Matching
- Drag and Drop
- Drawing
- And More!

### Part 3 – Consolidation!

- Exit Cards
- Quizzes
- Reflection
- And More!

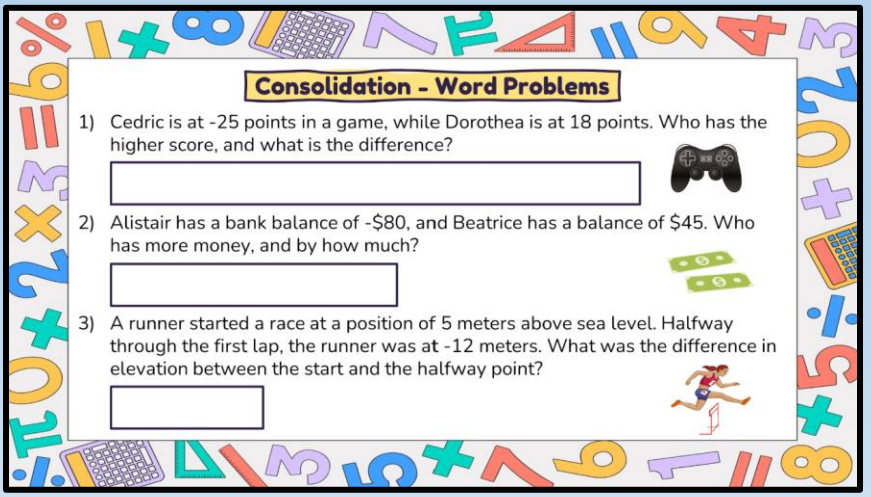

# BC Math Curriculum
# Number Unit – Grade 7

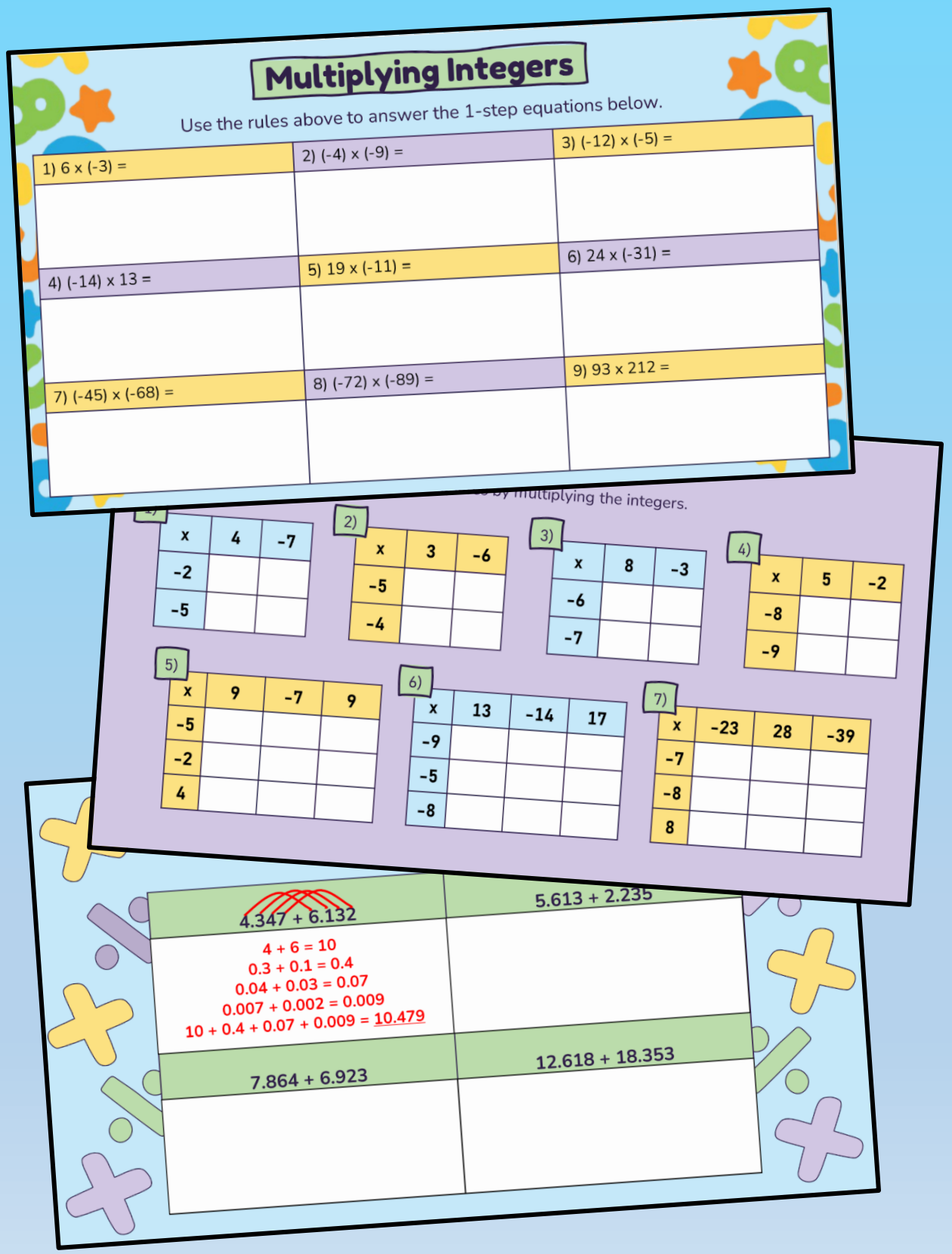

## Multiplying Integers

Use the rules above to answer the 1-step equations below.

| 1) 6 x (-3) = | 2) (-4) x (-9) = | 3) (-12) x (-5) = |
|---|---|---|
| | | |
| 4) (-14) x 13 = | 5) 19 x (-11) = | 6) 24 x (-31) = |
| | | |
| 7) (-45) x (-68) = | 8) (-72) x (-89) = | 9) 93 x 212 = |
| | | |

...by multiplying the integers.

| x | 4 | -7 |
|---|---|---|
| -2 | | |
| -5 | | |

2)

| x | 3 | -6 |
|---|---|---|
| -5 | | |
| -4 | | |

3)

| x | 8 | -3 |
|---|---|---|
| -6 | | |
| -7 | | |

4)

| x | 5 | -2 |
|---|---|---|
| -8 | | |
| -9 | | |

5)

| x | 9 | -7 | 9 |
|---|---|---|---|
| -5 | | | |
| -2 | | | |
| 4 | | | |

6)

| x | 13 | -14 | 17 |
|---|---|---|---|
| -9 | | | |
| -5 | | | |
| -8 | | | |

7)

| x | -23 | 28 | -39 |
|---|---|---|---|
| -7 | | | |
| -8 | | | |
| 8 | | | |

| 4.347 + 6.132 | 5.613 + 2.235 |
|---|---|
| 4 + 6 = 10<br>0.3 + 0.1 = 0.4<br>0.04 + 0.03 = 0.07<br>0.007 + 0.002 = 0.009<br>10 + 0.4 + 0.07 + 0.009 = 10.479 | |
| 7.864 + 6.923 | 12.618 + 18.353 |
| | |

# BC Math Curriculum
# Number Unit – Grade 7

