Google Slides Lessons Preview

© Super Simple Sheets

BC Math Curriculum Statistics – Grade 8

3-Part Lesson Format

Part 1 – Minds On!

- Learning Goals
- Discussion Questions
- Quotes
- And More!

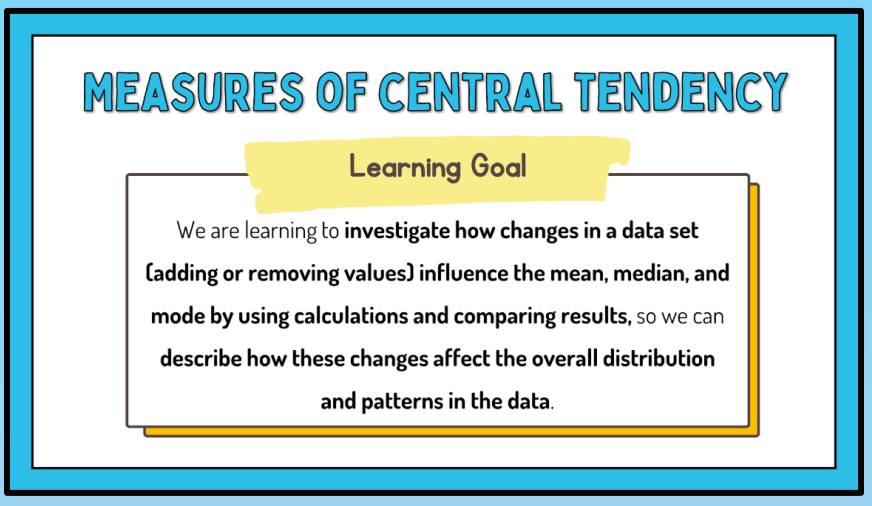

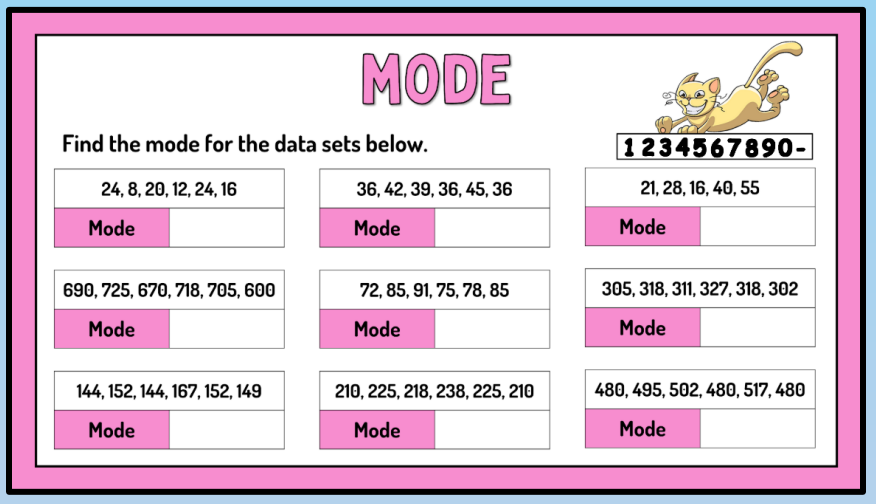

Part 2 – Action!

- Writing
- Matching
- Drag and Drop
- Drawing
- And More!

Part 3 – Consolidation!

- Exit Cards
- Quizzes
- Reflection
- And More!

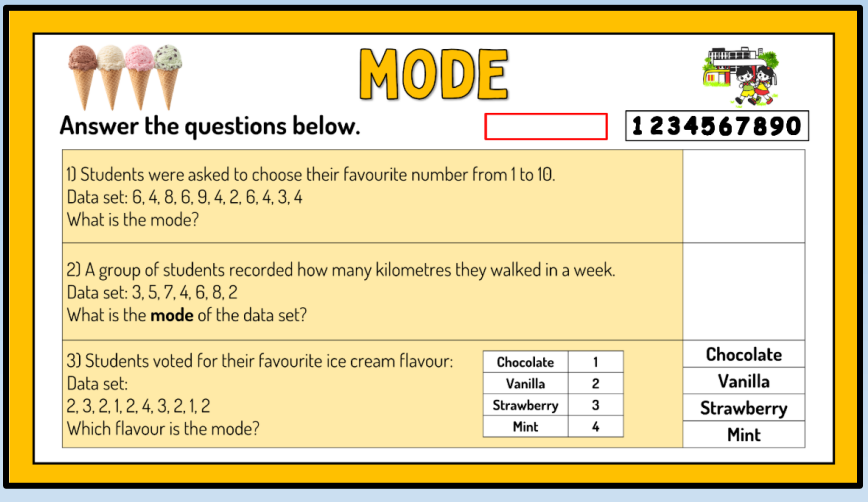

BC Math Curriculum
Statistics – Grade 8

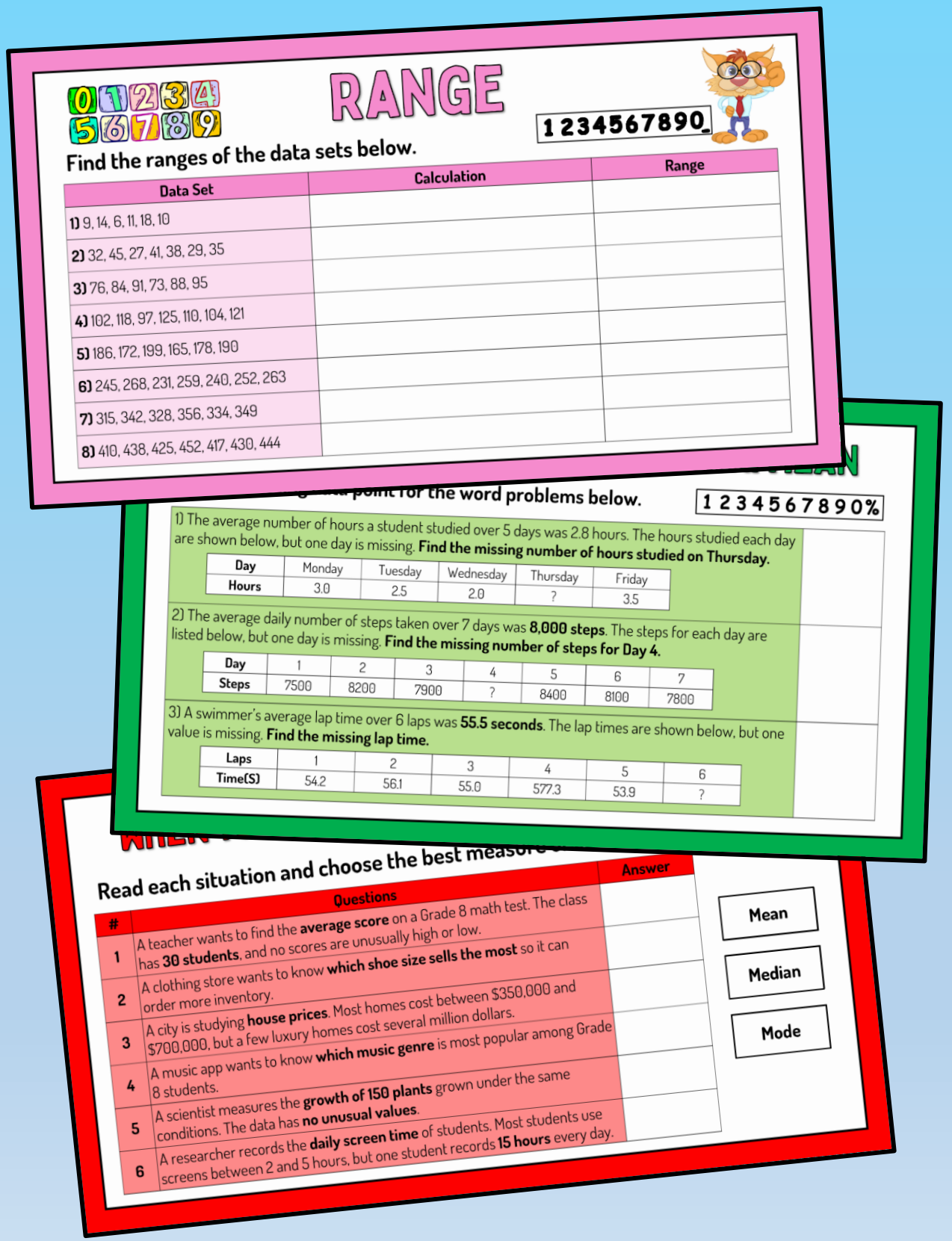

RANGE

1 2 3 4 5 6 7 8 9 0

Find the ranges of the data sets below.

Data Set	Calculation	Range
1) 9, 14, 6, 11, 18, 10		
2) 32, 45, 27, 41, 38, 29, 35		
3) 76, 84, 91, 73, 88, 95		
4) 102, 118, 97, 125, 110, 104, 121		
5) 186, 172, 199, 165, 178, 190		
6) 245, 268, 231, 259, 240, 252, 263		
7) 315, 342, 328, 356, 334, 349		
8) 410, 438, 425, 452, 417, 430, 444		

…point for the word problems below.

1 2 3 4 5 6 7 8 9 0 %

1) The average number of hours a student studied over 5 days was 2.8 hours. The hours studied each day are shown below, but one day is missing. **Find the missing number of hours studied on Thursday.**

Day	Monday	Tuesday	Wednesday	Thursday	Friday
Hours	3.0	2.5	2.0	?	3.5

2) The average daily number of steps taken over 7 days was **8,000 steps**. The steps for each day are listed below, but one day is missing. **Find the missing number of steps for Day 4.**

Day	1	2	3	4	5	6	7
Steps	7500	8200	7900	?	8400	8100	7800

3) A swimmer's average lap time over 6 laps was **55.5 seconds**. The lap times are shown below, but one value is missing. **Find the missing lap time.**

Laps	1	2	3	4	5	6
Time(S)	54.2	56.1	55.0	577.3	53.9	?

Read each situation and choose the best measure…

#	Questions	Answer
1	A teacher wants to find the **average score** on a Grade 8 math test. The class has **30 students**, and no scores are unusually high or low.	
2	A clothing store wants to know **which shoe size sells the most** so it can order more inventory.	
3	A city is studying **house prices**. Most homes cost between $350,000 and $700,000, but a few luxury homes cost several million dollars.	
4	A music app wants to know **which music genre** is most popular among Grade 8 students.	
5	A scientist measures the **growth of 150 plants** grown under the same conditions. The data has **no unusual values**.	
6	A researcher records the **daily screen time** of students. Most students use screens between 2 and 5 hours, but one student records **15 hours** every day.	

Mean

Median

Mode

BC Math Curriculum Statistics – Grade 8

