Preview - Information

Thank you for your interest in this product. Within this preview, you will see:

- ✓ A selection of Ready-To-Use Google Slides Lessons.
- ✓ A selection of worksheets included in the workbook.

When you make a purchase, you will receive a folder that contains the .pdf workbook file and a link to where you can make a copy of the Google Slides Lessons unit to your Google Drive.

Thank you for shopping with us. Please let us know if you have any questions at:

rob@supersimplesheets.com

Google Slides Lessons Preview

© Super Simple Sheets

Ontario Health Curriculum

Personal Safety & Injury Prevention– Grade 5

3-Part Lesson Format

Part 1 – Minds On!

- Learning Goals
- Discussion Questions
- Quotes
- And More!



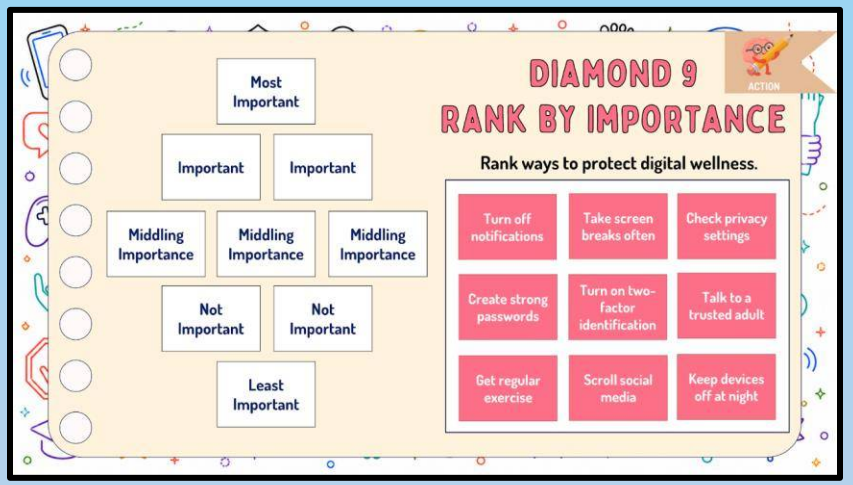

Part 2 – Action!

- Writing
- Matching
- Drag and Drop
- Drawing
- And More!

Part 3 – Consolidation!

- Exit Cards
- Quizzes
- Reflection
- And More!

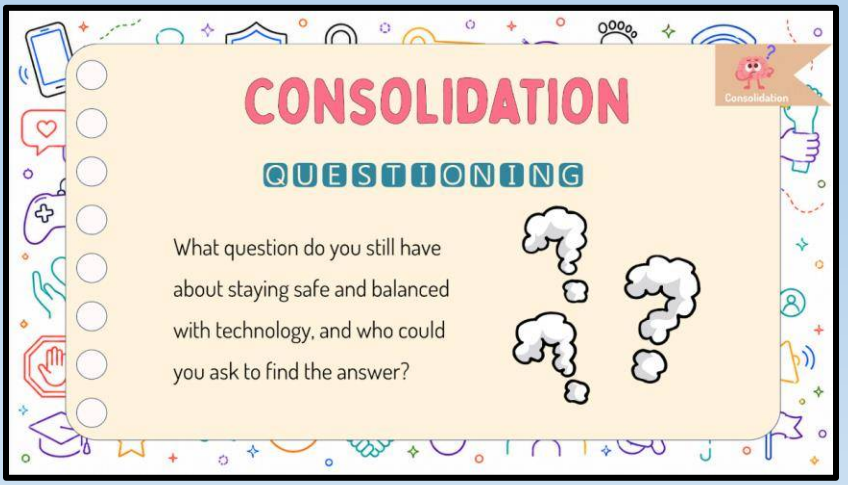

Ontario Health Curriculum

Personal Safety & Injury Prevention– Grade 5



Ontario Health Curriculum

Personal Safety & Injury Prevention– Grade 5

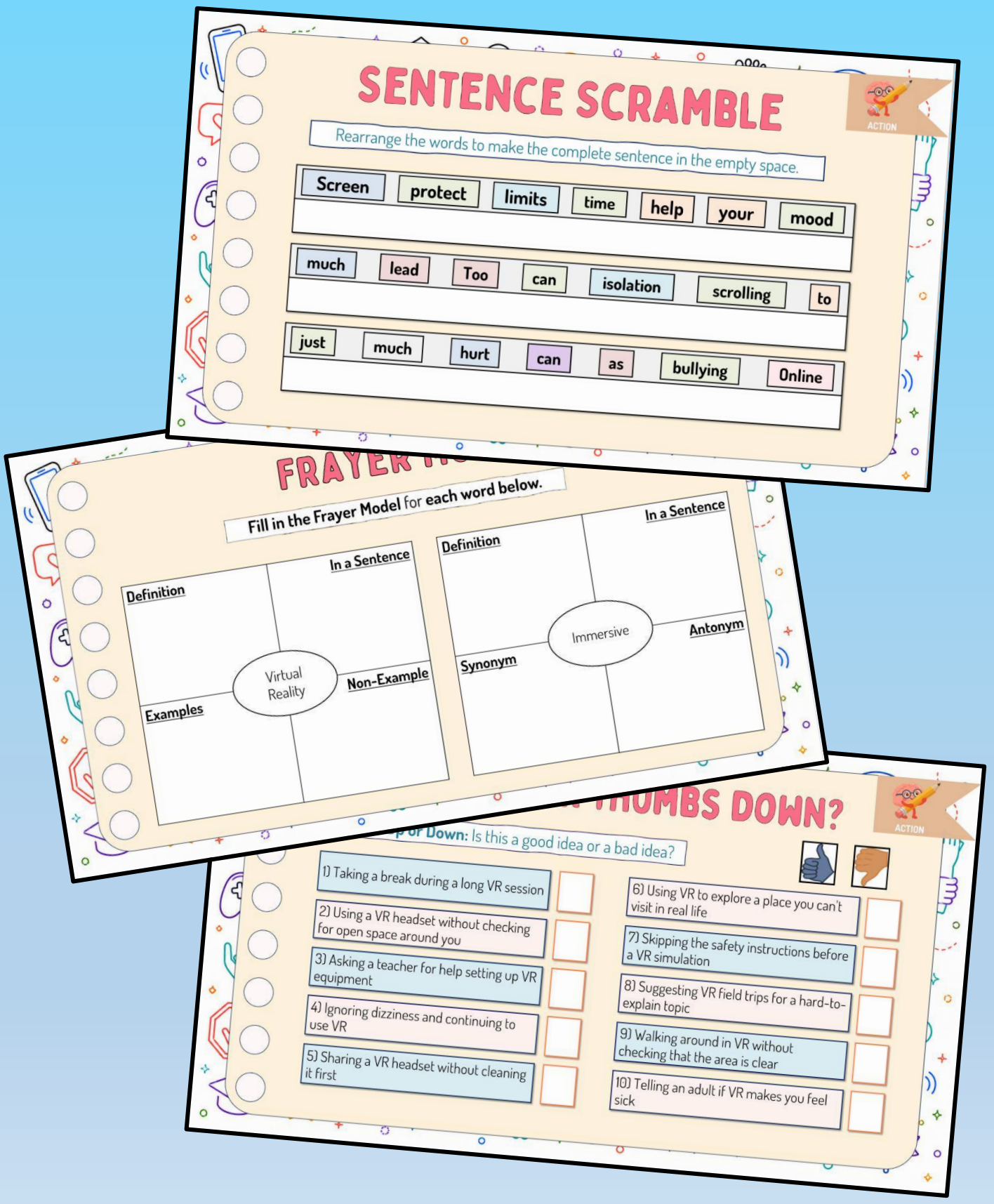

Workbook Preview

© Super Simple Sheets

Grade 7 – Health Unit

Personal Safety and Injury Prevention

	Curriculum Expectations	Pages
D1.1	describe benefits and dangers, for themselves and others, that are associated with the use of computers and other digital technologies (e.g., benefits: efficiency and time savings; increased access to information; improved communication, including global access; dangers: misuse of private information; negative impact on mental health,	0
D2.2	assess the potential impact on themselves and others of various types of bullying, abuse, exploitation, or harassment, including homophobic bullying or harassment and other forms of identity-based bullying, and of the type of coercion that can occur in connection with sexting and online activities, and identify ways of preventing or resolving such incidents (e.g., communicating feelings; reporting incidents involving themselves or others; encouraging others to understand the social responsibility to report incidents and support others rather than maintaining a code of silence or viewing reporting as "ratting"; seeking help from support services; learning skills for emotional regulation; using strategies for defusing tense or potentially violent situations)	81 - 105

Preview of 70 pages from this product that contains 141 pages total.

SAFETY & INJURY PREVENTION



PREVIEW

© Super Simple Sheets

supersimplesheets.com

Name: _____ 6

Curriculum Connection
D1.1

Health and Wellness in the Digital Age

The Screen Time Challenge

In today's world, screens are everywhere - from the smartphones in our pockets to the computers in our classrooms. While these devices keep us connected and informed, spending too much time on them can have downsides for our health. Two major concerns are eye st[illegible] and sedentary behaviour.



- Eye [illegible] at screens for too long can cause dry eyes, blurry vision, and h[illegible]ns because we blink less often when we look at screens, wh[illegible]an tire[illegible]out.
- Sedentary B[illegible] sitting while using technology can lead to poor posture an[illegible]ed phy[illegible]ness. It's important to move around and not stay in one spot for[illegible]ng.

PREVIEW

Finding Balance

It's all about balance when it c[illegible]s to [illegible] Here's how we can make sure we're staying healthy in the digital age.

1) Digital Detoxes: Taking breaks from electr[illegible]evice[illegible]r minds and bodies reset. Try setting aside certain times of the [illegible]or w[illegible]turn off your devices and do something else you enjoy.
2) Physical Activity: Moving your body is essential. W[illegible]s a [illegible]e dance party in your living room, or a team sport, being active helps [illegible]unte[illegible]of sitting down too much.
3) Healthy Habits for Screen Use:

- Take breaks every 20 minutes to look away from the screen.
- Practice good posture to avoid back and neck pain.
- Keep screens at eye level to reduce strain.

The Path Forward

By understanding the impact of screen time on our health and taking steps to mitigate its effects, we can enjoy the benefits of technology while also taking care of our physical and mental well-being. Finding the right balance is key. It's not about completely cutting out technology, which plays a vital role in learning and communication, but about integrating mindful habits that support our health. By setting boundaries for our digital consumption, we encourage a lifestyle that values both online and offline experiences equally.

© Super Simple Sheets

Name: _____ 7

Curriculum Connection
D1.1

True or False

Is the statement true or false?

1) Screen time never affects physical health.	True	False
2) Eye strain can result from too much screen use.	True	False
3) Being sedentary is beneficial for your health.	True	False
4) Digital detoxes can improve mental well-being.	True	False
5) Good posture can prevent back and neck pain.	True	False

Questions

swer the questions below.

1) Wh two m concerns related to prolonged technology use?

2) Why is physical activity important fo te who e s frequently?

PREVIEW

Matching

Match each statement to the correct concept.

1. Taking breaks from devices	❑	❑	Digital Detoxes
2. Looking away from screens regularly	❑	❑	Sedentary Behaviour
3. Moving your body through exercise	❑	❑	Physical Activity
4. Sitting too long using technology	❑	❑	Eye Strain
5. Tired or dry eyes from screens	❑	❑	Healthy Screen Habits

© Super Simple Sheets

Name: _____ 11

Curriculum Connection
D1.1

Digital Literacy and Safety

The Evolution of Digital Technology



Digital technology has transformed how we communicate, learn, and interact with the world. From the first computers that were so large they filled entire rooms, to the smartphones in our pockets that connect us globally, technology has evolved rapidly. This evolution brings incredible benefits, such as:

- Global [illegible]ctivity: We can now communicate with people across the world instantly.
- Acces[illegible]mation: A wealth of knowledge is available at our fingertips.

Unde[illegible]e R[illegible]

Howeve[illegible]th the [illegible]ments come significant risks. It's crucial for us to be aware of these challeng[illegible] th[illegible]ital world safely:

- Cyberbullying: [illegible]voly[illegible] platforms to harass, threaten, or embarrass someone. Unlike tra[illegible]ying, [illegible]ullying can follow you home and continue outside of school hours.
- Privacy Breaches: Sharing p[illegible]nal [illegible]ine can lead to unauthorized access to your data, potentially lea[illegible]entity [illegible]r other forms of privacy invasion.

Staying Safe Online

To protect ourselves from these risks, it's essentia[illegible]a[illegible]o[illegible]n[illegible]aviour. Here are some strategies:

- Think Before You Share: Always consider the consequences of p[illegible] information online.
- Use Privacy Settings: Adjust your social media settings to control wh[illegible]ee your posts and personal information.
- Recognize and Report Cyberbullying: If you or someone you know is being cyberbullied, it's important to report it to a trusted adult or through the platform's reporting feature.

The Importance of Digital Literacy

Digital literacy goes beyond just knowing how to use technology. It involves:

- Critical Thinking: Evaluating the reliability and credibility of online information.
- Ethical Use: Understanding the impact of our digital actions on others.
- Self-Awareness: Being mindful of our digital footprint and the personal information we share online.

PREVIEW

Name: _____ 12

Curriculum Connection
D1.1

Questions

Answer the questions below.

1) What are two benefits of digital technology?

2) What ar of using digital technology?

PREVIEW

Visualizing

Draw a situ show nd responsible online behaviour. Then explain your d

True or False

Is the statement true or false?

1) Digital technology has increased global connectivity.	True	False
2) Cyberbullying can happen outside of school hours.	True	False
3) Privacy settings do not affect online safety.	True	False
4) Cyberbullying is a form of harassment using digital platforms.	True	False
5) Critical thinking is not important for digital literacy.	True	False

© Super Simple Sheets

Name: _____ 16

Curriculum Connection
D1.1

The Science of Cybersecurity

Understanding Cybersecurity

Cybersecurity is essential in protecting our personal information online. It involves various methods and practices that keep our data safe from cyber threats, such as hackers and viruses. Let's explore the basics of cybersecurity and why it's so important.



Protecting Personal Information

When we use the internet, we share personal information like our names, addresses, and birthdays. This information needs protection from unauthorized access. Cybersecurity tools and practices help keep our data safe in several ways:

- Encryption: This turns information into a secret code so only authorized people can read it.
- Firewalls: These act as barriers that block unauthorized access to our networks and computers.
- Antivirus Software: These programs detect and remove harmful software, or malware, that can steal or damage our information.

Types of Cyber Threats

Understanding the common threats can help us protect ourselves better. Here are a few:

- Viruses: These are harmful programs designed to damage your computer or steal your information.
- Phishing: This is a trick where hackers pretend to be trustworthy sources to steal your personal information.
- Ransomware: This type of threat locks you out of your files or computer until you pay a ransom.

Strong Passwords and Secure Networks

A key part of cybersecurity is using strong passwords and secure networks.

- Strong Passwords: These include a mix of letters, numbers, and symbols and are crucial for protecting your accounts.
- Secure Networks: Using secure Wi-Fi connections, especially those that are encrypted, helps protect your information from being intercepted by others.

The Role of Technology in Security

Technology plays a significant role in our personal security. While it offers many benefits, it also presents risks. It's important to be aware of these risks and know how to protect ourselves. Encouraging critical thinking about the use of technology and the importance of cybersecurity can help us navigate the digital world safely.

PREVIEW

Name: _____ 17

Curriculum Connection
D1.1

True or False

Is the statement true or false?

1) Cybersecurity protects personal information online.	True	False
2) Encryption makes data readable without a secret code.	True	False
3) Firewalls allow unauthorized access to networks.	True	False
4) Antivirus software detects and removes viruses only.	True	False
5) Secure networks protect information from interception.	True	False

Safe or [illegible] Online B[illegible]

Circle 👍 if it shows safe cybersecurity behaviour and 👎 if it shows risky behaviour.

1	Use[illegible] strong[illegible] with letters, numbers, and symbols.	👍	👎
2	Clicks on su[illegible]s link[illegible]own emails.	👍	👎
3	Installs antivirus soft[illegible] to protec[illegible]	👍	👎
4	Shares passwords with friends on[illegible]	👍	👎
5	Uses secure Wi-Fi networks when browsing t[illegible]nterne[illegible]	👍	👎
6	Downloads files from unknown websites witho[illegible]	👍	👎
7	Reports phishing emails or suspicious messages.	👍	👎
8	Updates software regularly to fix security problems.	👍	👎

PREVIEW

Question

What is the purpose of encryption in cybersecurity?

_____

_____

_____

_____

_____

© Super Simple Sheets

Name: _____ 18

Curriculum Connection
D1.1

Activity – Cyber Security Quiz

Objective

What are we learning about?

To engage students in learning about cyber security facts and best practices through the creation of a quiz that students will exchange.

Materials

What you will need for the activity.

- G mplate 10 true or false/5 multiple choi
- Pens or n
- Internet acce rese al)
- Cyber security re s, websites)



Instructions

How you will com act

1. Introduce the concept of cyber security a mpor r digital lives.
2. Each student researches cyber security and inte pract ey look for facts they can use for their quiz.
3. Students write 10 true or false questions and 5 multiple cho
4. Once all students are finished writing their quiz, they will exchange eir quiz with another student.
5. When everyone has completed their quiz, they will return it to the person who made it.
6. The student who wrote the quiz will then mark the quiz, grading it based on how many answers they got correct.
7. The quiz and mark can be given back to the student who wrote it.
8. Review some interesting questions and answers as a whole class.

PREVIEW

Name: _____ 19

Curriculum Connection
D1.1

True or False | Is the statement true or false?

1)		True	False
2)		True	False
3)		True	False
4)		True	False
5)		True	False
6)		True	False
7)		True	False
8)		True	False
9)		True	False
10)		True	False

PREVIEW

© Super Simple Sheets

Name: _____ 20

Curriculum Connection
D1.1

Multiple Choice | Circle the correct answer

1)

2)

3)

4)

5)

PREVIEW

© Super Simple Sheets

Curriculum Connection
D1.1

Exit Cards

Cut Out Cut out the exit cards below and have students complete them at the end of class.

Name: _____

Does this show an understanding of cybersecurity?

1) Strong passwords help protect online accounts.	Yes	No
2) Sharing personal information online is always safe.	Yes	No
3) Firewalls block unauthorized access.	Yes	No
4) Phishing tries to steal information.	Yes	No
5) Antivirus removes harmful software.	Yes	No

Name: _____

Does this show an understanding of cybersecurity?

1) Strong passwords help protect online accounts.	Yes	No
2) Sharing personal information online is always safe.	Yes	No
3) Firewalls block unauthorized access.	Yes	No
4) Phishing tries to steal information.	Yes	No
5) Antivirus removes harmful software.	Yes	No

Name: _____

Does this show an understanding of cybersecurity?

1) Strong passwords help protect online accounts.	Yes	No
2) Sharing personal information online is always safe.	Yes	No
3) Firewalls block unauthorized access.	Yes	No
4) Phishing tries to steal information.	Yes	No
5) Antivirus removes harmful software.	Yes	No

PREVIEW

© Super Simple Sheets

Name: _____ 22

Curriculum Connection
D1.1

Social Media: Connect or Isolate?

The Double-Edged Sword of Social Media

Social media has transformed the way we communicate, offering both incredible opportunities for connection and challenges that affect our mental health and relationship It's like a bridge that can either connect us with people around the world or create a gap between us and the real-life interactions we need.



Connecting through Screens

Social media platforms like Instagram, Snapchat, and TikTok allow us to stay in touch with friends, share moments of our lives, and meet people with similar interests. Here's what's great about it:

- Staying Connected: Even when we're apart, we can keep up with loved ones.
- Expressing Ourselves: Social media gives us a space to share our creativity and ideas.
- Finding Communities: No matter what you're into, there's a group for you online.

The Impact on Mental Health and Relationships

However, spending too much time on social media can lead to feelings of isolation, anxiety, and depression. It can also affect our relationships in the real world. Here are some key points to consider:

- Comparison: Seeing only the highlight reels of others' lives can make us feel inadequate.
- Isolation: More screen time can mean less face-to-face interaction, leading to loneliness.
- Cyberbullying: Social media can be a place where bullying happens, often without adult supervision.

Finding Balance

Balancing our online activities with real-life interactions is crucial. Here are a few tips to maintain this balance:

- Healthy Screen Time Limits: Set specific times for social media use and stick to them.
- Foster Real Connections: Make time for in-person activities with friends and family.
- Positive Online Communities: Engage in online spaces that make you feel good about yourself.

Social media is a tool, and like any tool, how we use it determines its impact on our lives. By setting healthy boundaries and using social media positively, we can enjoy the benefits of connectivity without falling into the trap of isolation.

PREVIEW

Name: _____ 23

Curriculum Connection
D1.1

Identify Identify ✓ if the statement shows healthy social media use and X if it shows unhealthy social media use.

Scenarios	☑	☒
1) Setting a daily time limit for using social media.		
2) Ignoring friends in real life to keep scrolling online.		
3) Messaging family members who live far away.		
4) Compar[illegible]r life to influencers and feeling bad about yourself.		
5) Joinin[illegible]e communities that share your interests.		
6) Sp[illegible]line that you stop doing offline activities.		

Questions [illegible]e ques[illegible]below.

1) In what ways can spe[illegible]uch t[illegible]social media affect mental health?

2) Why is it important to set healthy screen time limits [illegible]medi

True or False Is the statement true or false?

1) Social media always improves mental health.	True	False
2) Instagram and Snapchat help stay connected with others.	True	False
3) Social media reduces feelings of loneliness.	True	False
4) Cyberbullying is a concern on social media platforms.	True	False
5) Setting screen time limits can promote balance.	True	False

PREVIEW

Name: _____ 24

Curriculum Connection
D1.1

Activity – My World With and Without Social Media

Objective

What are we learning about?

Students will explore how social media affects their daily environment and relationships by drawing and comparing their lives with and without social media and reflecting on the importance of balance between online and real-life activities.

Materials

What will you need for the activity?

- W[illegible]xes
- pen[illegible]
- crayons [illegible]pens



Instructions

How w[illegible]tivity?

1. Look at the worksheet and notice [illegible]to two large boxes. Each box represents a different environme[illegible]

2. Label the first box "My Environment WITH[illegible]l Med[illegible]box, draw or design what your daily environment looks t[illegible]her[illegible]part of your life. You may include phones, notifications, socia[illegible]pps, m[illegible]ng, watching videos, or interacting with people online.

3. Label the second box "My Environment WITHOUT Social Med[illegible]raw or design what your environment might look like if social media w[illegible]present. You may include activities such as spending time with family, talkin[illegible]ith friends face-to-face, playing outside, reading, doing hobbies, or participating in sports.

4. Think about the people, activities, and emotions you experience in both environments and try to show these in your drawings.

5. After finishing your drawings, write 2–3 sentences below each box explaining what is happening in your picture and how the environment affects your mood, relationships, or daily activities.

6. Be prepared to share your drawing with a partner or the class and briefly explain which environment you think is healthier and why.

PREVIEW

© Super Simple Sheets

Name: _____ 25

Curriculum Connection
D1.1

Activity – My World With and Without Social Media

With Social Media	Without Social Media



© Super Simple Sheets

Name: _____ 26

Curriculum Connection
D1.1

Reflection Answer the questions below.

1) Which was easier to draw: with social media or without social media? Why?

2) What is [illegible]difference between the two environments you drew?

3) How can too mu[illegible]ial m[illegible]a[illegible]ood or relationships?

4) What is one way to balance social media and real-li[illegible]es?

5) Which environment do you think is healthier? Why?

PREVIEW

© Super Simple Sheets

Name: _____ 27

Curriculum Connection
D1.1

Online Gaming Culture

The World of Online Gaming

Online gaming is a popular activity for people of all ages, offering a way to play games over the internet with friends and others around the world. It has its own unique culture and can be a source of fun, learning, and community.



Benefits of Online Gaming

Online gaming isn't just about having fun. It also offers some great benefits:

- Building Friendships: Gamers can meet people with similar interests and form communities. These can help you feel connected and part of a group.
- Enhancing Problem-Solving Skills: Many games require critical thinking and strategy, which can improve your problem-solving skills.

Risks of Excessive Gaming

However, spending too much time gaming can lead to several risks:

- Addiction: It's possible to become addicted to gaming, which can interfere with other important activities like studying, sleeping, or spending time with family and friends.
- Exposure to Inappropriate Content: Some games may contain content that is not suitable for all ages, such as violence or offensive language.

Playing Responsibly

To enjoy online gaming while staying safe and healthy, consider these tips:

- Set Time Limits: Decide how much time you can spend gaming without neglecting other responsibilities.
- Choose Games Wisely: Select games that are appropriate for your age and interests.
- Take Breaks: Regular breaks can help prevent eye strain and keep your mind fresh.
- Stay Safe Online: Be cautious about sharing personal information and communicate respectfully with others.

Finding Balance

Online gaming can be a rewarding part of your life when balanced with other activities. By playing responsibly, you can enjoy the benefits of gaming, like making new friends and improving your skills, without the downsides. Remember, moderation is key to keeping gaming a positive experience.

PREVIEW

Name: _____ 28

Curriculum Connection
D1.1

Questions Answer the questions below.

1) What are two benefits of being part of an online gaming community?

2) How ca[illegible]regular breaks from gaming benefit you?

Direction Put a check [illegible]Respo[illegible]Gaming or Unhealthy Gaming.

Actions	Responsible	Unhealthy
1) Setting a time limit for playing online g[illegible]es		
2) Playing games all night instead of sleeping		
3) Taking breaks after playing for a while		
4) Ignoring homework because of gaming		
5) Choosing games appropriate for your age		
6) Using offensive language toward other players		
7) Playing games and still making time for family and friends		

True or False Is the statement true or false?

1) Online gaming can't help in making new friends.	True	False
2) Games improve problem-solving and critical thinking skills.	True	False
3) Excessive gaming has no impact on health.	True	False
4) Setting time limits for gaming can reduce addiction risks.	True	False
5) Taking breaks during gaming sessions is unnecessary.	True	False

PREVIEW

© Super Simple Sheets

Name: _____ 29

Curriculum Connection
D1.1

Activity – Responsible Gaming Habits

Observations | How are you practising responsible online gaming?

	Responsible Gaming Action	How It Helps Me
1		
2		
3		
4		
5		
6		
7		
8		
9		
10		

PREVIEW

© Super Simple Sheets

Name: _____ 31

Curriculum Connection
D1.1

E-Sports: Sportsmanship and Strategy

The Exciting World of E-Sports



E-sports, or electronic sports, is a form of competition using video games. This activity has grown in popularity, attracting players and viewers from around the globe. Just like traditional sports, e-sports involves teams, strategies, and intense competition.

What Mak[es] Sports Unique?

E-sports [is] [vi]deo gaming into a professional and compet[itive] [pl]ayers form teams to compete in diffe[rent] [ga]mes, s[uch] [as] League of Legends, Fortnite, and Overwatch. These compet[itions] can [be held] in large arenas with live audiences or online where anyone can watch.

Key Skills in E-Sp[orts]

To succeed in e-sports [pl]ayers need m[ore] than just quick reflexes or the ability to make high scores. Here ar[e some] [es]sen[tial] skills:

- Teamwork: Success in e-sports often depends on [wo]rking well with teammates. Each member plays a specific role, and coordinating efforts is key to winning.
- Strategic Thinking: Players must think ahead, plan strategies, and adapt to their opponents' moves.
- Focus and Dedication: Practising for hours is common to improve skills and teamwork.
- Communication: Clear and effective communication is vital during games to share strategies and make quick decisions.

PREVIEW

The Importance of Sportsmanship

Sportsmanship is as vital in e-sports as it is in traditional sports. It involves showing respect to other players, both teammates and opponents, and behaving ethically and with integrity. Here are ways to practice good sportsmanship in e-sports:

- Respect: Always be respectful to others, regardless of the game's outcome.
- Fair Play: Follow the rules of the game and avoid cheating.
- Encouragement: Support your teammates, especially during tough times.
- Handling Defeat: Learn from losses instead of blaming others.

E-sports is more than just playing video games; it's about being part of a team, thinking strategically, and respecting others. Whether competing in a local tournament or watching a global competition, the skills and values learned through e-sports can be applied in many areas of life.

© Super Simple Sheets

Name: _____ 32

Curriculum Connection
D1.1

Questions
Answer the questions below.

1) Why is teamwork important in e-sports?

2) How can players practice good sportsmanship in e-sports?

PREVIEW

Direction
Check actions that show good sportsmanship in e-sports.

❑ Respecting teammates during the game	❑ Listening to teammates' ideas
❑ Checking if teammates understand the strategy	❑ Using offensive language toward other players
❑ Blaming teammates for losing	❑ Learning from mistakes instead of arguing
❑ Mocking or insulting opponents after winning	❑ Supporting teammates during difficult matches
❑ Cheating to win a match	❑ Quitting the match when the team is losing
❑ Encouraging teammates after mistakes	❑ Following the rules of the game

True or False
Is the statement true or false?

1) E-sports competitions always happen in large arenas.	True	False
2) Teamwork is not important in e-sports.	True	False
3) Strategic thinking is a key skill in e-sports.	True	False
4) Communication is crucial during e-sports games.	True	False
5) Learning from losses is part of good sportsmanship.	True	False

© Super Simple Sheets

Name: _____ 33

Curriculum Connection
D1.1

Activity – Design Your Own Video Game

Objective

What are we learning about?

Students will use creativity and imagination to design their own video game by drawing the characters, setting, or action that would appear on the screen.

Materials

What will you need for the activity?

- Worksheet with game console template
- Pencil
- Crayons, colour pencils



Instructions

How will you complete this activity?

1. Look at the game console template and imagine that it is the screen of your own video game.

2. Think about what type of game you want to create. It could be an adventure game, racing game, puzzle game, sports game, or any game you can imagine.

3. In the blank screen area, draw the main scene of your video game. You may include characters, obstacles, enemies, rewards, or backgrounds.

4. Add details that show what is happening in the game, such as movement, action, or goals the player needs to complete.

5. Colour your drawing and be ready to briefly explain your game to the class, including what the goal of the game is and how it is played.

PREVIEW

© Super Simple Sheets

Name: _____ 34

Curriculum Connection
D1.1



© Super Simple Sheets

Name: _____ 35

Curriculum Connection
D1.1

Virtual Reality and Education

Exploring Virtual Reality in Education



Virtual reality (VR) is transforming how we learn by making education more interactive and engaging. Through VR, students can go on virtual field trips, explore historical events up close, and understand complex concepts in a hands-on way.

The Magic of VR in Learning

Virtual re[illegible] education allows students to experience learning i[illegible]letely new dimension. Here are some exciting applications of VR:

- V[illegible]ri[illegible]l to distant places or historical times without leaving the cla[illegible]om.
- Immersive [illegible]e d[illegible]into the human body, outer space, or the depths of the ocean.
- Interactive Sim[illegible]ns: P[illegible]h[illegible]cientific experiments or solve math problems in a 3D space.

Benefits of Using VR

Incorporating VR into education offers [illegible]avar[illegible]

- Enhanced Engagement: VR makes learning mo[illegible]eres[illegible]d fun, keeping students focused.
- Better Understanding: Complex subjects bec[illegible]easi[illegible]experienced in a virtual environment.
- Safe Learning Space: Students can perform risky exp[illegible]or[illegible]om d[illegible]erous places safely through VR.

Challenges to Consider

While VR has many benefits, there are also challenges to consider:

- Cost: The technology and equipment needed for VR can be expensive.
- Accessibility: Not all students have access to VR equipment at home.
- Adaptation: Teachers may need training to effectively incorporate VR into their teaching methods.

VR's Role in Future Education

Virtual reality holds great promise for enhancing educational outcomes. It offers a unique way to experience and interact with content, making learning more memorable and impactful. As technology advances and becomes more accessible, the potential for VR in education will continue to grow, offering students new ways to explore the world and beyond.

PREVIEW

© Super Simple Sheets

Name: _____ 36

Curriculum Connection
D1.1

True or False

Is the statement true or false?

1) VR stands for Virtual Reality.	True	False
2) VR can only be used for playing video games.	True	False
3) Virtual field trips are possible through VR.	True	False
4) Everyone has access to VR equipment at home.	True	False
5) VR can help students understand complex subjects better.	True	False

Question

Answer the questions below.

1) What is VR st... and how is it used in education?

2) How does VR contribute to a better u... standin... com... subjects?

PREVIEW

Making Connections

What does this reading remind you of in your life?

© Super Simple Sheets

Name: _____ 37

Curriculum Connection
D1.1

Fact or Fiction – Virtual Reality in Education

Objective What are we learning about?

Students will identify important facts about Virtual Reality (VR) in education and understand how it can affect learning.

Materials What will you need for the activity?

- Set of statements about Virtual Reality in Education (provided)
- One "FACT" sign and one "FICTION" sign
- Open space in the classroom for students to move safely



Instructions How will you complete this activity?

1. Explain to the class that they will listen to statements about Virtual Reality (VR) in education and decide if each one is Fact or Fiction.
2. Show the FACT and FICTION signs and explain the rules.
3. Read one statement aloud to the class.
4. Give students a moment to think about whether the statement is true or false based on the text.
5. Students walk to the FACT side if they believe the statement is true, or the FICTION side if they believe it is false.
6. Ask a few students to explain why they chose that side.
7. Reveal the correct answer and briefly discuss it with the class.
8. Students return to their seats and get ready for the next statement.
9. Repeat the process until all statements have been read.

PREVIEW

Name: _____ 38

Curriculum Connection
D1.1

Fact or Fiction | Read the statements to the class.

#	Statement	Fact or Fiction
1	Virtual Reality can make learning more interactive and engaging.	Fact
2	VR can allow students to take virtual field trips to different places.	Fact
3	Virtu Reality completely replaces teachers in schools.	Fiction
4	VR ts explore complex topics in a hands-on way.	Fact
5	n only r playing video games.	Fiction
6	Virtual lp st understand difficult subjects better.	Fact
7	VR simulations can tudents rm experiments safely.	Fact
8	VR cannot be used for lea g sc o.	Fiction
9	Using VR can help increase stude gageme ns.	Fact
10	Virtual reality makes learning less intere	Fiction
11	VR can help students explore places they can eal life	Fact
12	VR can create immersive learning experiences.	
13	Teachers may need training to effectively use VR in the class	act
14	Students cannot learn anything from VR experiences.	Fiction
15	VR technology can sometimes be expensive for schools.	Fact
16	Virtual reality can improve students' understanding of certain topics.	Fact
17	VR can support hands-on learning experiences.	Fact
18	VR cannot show students different places around the world.	Fiction
19	VR helps make learning more memorable.	Fact
20	Virtual reality cannot improve understanding of lessons.	Fiction

PREVIEW

© Super Simple Sheets

Name: _____ 39

Curriculum Connection
D1.1

Technology and Globalization

Technology Connects the World



Technology plays a vital role in bringing people and countries closer together, a process known as globalization. This means that what happens in one part of the world can quickly affect everyone, anywhere.

Technology's Role in Globalization

Technolog made it easier for people to share information, buy and s cts worldwide, and learn about different cultures ways technology has facilitated globalization:

- Ins Commu ith the internet and mobile phones, we can now talk to someone o e world in seconds.
- Global Eco e sho d electronic banking allow us to buy and sell goods and serv om c s easily.
- Cultural Exchange: platforms let us share and explore music, art, and traditions fro cultu

Impacts of Technology on Globalization

The fusion of technology and globalizat signifi ts on:

- Culture: People are exposed to different cu eadin of traditions but also risking cultural homogenization.
- Economy: Markets are more connected, offering ne unities siness but also increasing competition.
- Communication: Information spreads faster, promoting u star sing challenges for privacy and misinformation.

The Importance of Cultural Sensitivity

In this interconnected world, being culturally sensitive and globally aware is crucial. It means:

- Recognizing and respecting cultural differences.
- Understanding the impact of our digital footprints on global perceptions.
- Being open to learning about and from other cultures.

Navigating the Global Digital World

As technology continues to shrink the world, it's important for us to use it wisely. By embracing cultural sensitivity and global awareness, we can make the digital world a better place for everyone. This knowledge helps us become responsible digital citizens in a globally connected society.

PREVIEW

Name: _____ 40

Curriculum Connection
D1.1

True or False

Is the statement true or false?

1) Technology has no impact on globalization.	True	False
2) Globalization allows for instant communication worldwide.	True	False
3) Cultural exchange is not influenced by technology.	True	False
4) Technology has made the world more connected.	True	False
5) Cultural sensitivity is unnecessary in the digital world.	True	False

Multiple Choice

Circle the letter of the correct answer.

1) What is global[illegible]an?	
A. Countries be[illegible]co[illegible]d	B. Countries becoming isolated
2) What technology [illegible]s peo[illegible]unicate instantly across the world?	
A. Typewriters	B. The internet and mobile phones
3) What is one benefit of tech[illegible] gl[illegible]z	
A. Sharing information worldwide	B. Prev[illegible] people from learning about other[illegible]s
4) What does cultural exchange mean?	
A. Sharing traditions, ideas, and cultures with others	B. Ign[illegible]culture
5) Why is cultural sensitivity important in a global digital wo[illegible]	
A. To respect and understand different cultures	B. To judge people fr[illegible]ries

PREVIEW

Question

What is globalization, and how does technology play a role?

_____

_____

_____

_____

_____

© Super Simple Sheets

Name: _____ 44

Curriculum Connection
D1.1

Digital Footprints and Privacy

Understanding Digital Footprints

Every time we go online, we leave behind traces of our activity, like footprints in the digital sand. These are called digital footprints. From the websites we visit to the comments we post on social media, everything contributes to our digital footprints.



What Make[illegible] Your Digital Footprint?

Your digita[illegible]int includes:

- W[illegible]site you browse adds to your footprint.
- Soc[illegible]edia A[illegible]es, shares, comments, and posts.
- Online Pur[illegible]rds[illegible]hat you buy online.
- Search Hist[illegible] you s[illegible]on search engines.

Why Managing Your Digit[illegible]int Ma[illegible]

Your digital footprint can sa[illegible]bou[illegible] why it's important to manage it wisely:

- Privacy: Keeping your personal information s[illegible]om s[illegible]rs.
- Reputation: What the internet says about y[illegible] affe[illegible]re, like getting into a good school or finding a job.
- Safety: Protecting yourself from cyberbullying a[illegible]ty theft.

Tips for a Safe Online Presence

To keep your digital footprint positive and safe, consider these tip[illegible]

- Think Before You Post: Remember, what goes online, stays online.
- Use Privacy Settings: Social media platforms have settings to control who sees your posts. Use them to protect your information.
- Be Selective With Your Information: Share only what's necessary. Think twice before posting personal details.

The Future of Your Digital Footprint

Your online actions today can have long-term effects. By being aware of your digital footprint and taking steps to manage it, you can ensure that your online presence is both safe and positive. Remember, a good rule of thumb is never to share something online that you wouldn't want your family, teachers, or future employers to see.

PREVIEW

Name: _____ 45

Curriculum Connection
D1.1

Questions

Answer the questions below.

1) Why is it important to manage your digital footprint?

2) What sh consider before posting something online?

PREVIEW

Summarize

Summarize ay incl ly the main idea and supporting details

True or False

Is the statement true or false?

1) Digital footprints are only created by adults.	True	False
2) Everything you do online contributes to your digital footprint.	True	False
3) Your digital footprint can't affect your future opportunities.	True	False
4) Privacy settings can help manage your online presence.	True	False
5) Sharing personal details online is always safe.	True	False

© Super Simple Sheets

Name: _____ 46

Curriculum Connection
D1.1

Activity – My Digital Footprint

Objective

What are we learning about?

Students will reflect on their online activities and understand how their actions create a digital footprint.

Materials

What you will need for the activity.



- Foot[illegible]
- P[illegible]
- Cr[illegible]s or co[illegible]

Instructions

[illegible]u wi[illegible]e the activity

1. Look at the footprint si[illegible]he w[illegible]. This footprint represents your digital footprint, which shows the a[illegible]ions [illegible]be[illegible]hen you use the internet.

2. Inside the footprint, write or draw differen[illegible] activi[illegible]can become part of your digital footprint. Examples include posti[illegible]n[illegible]et[illegible], [illegible]or commenting on posts, searching information online[illegible] vid[illegible]aying online games, or sending messages.

3. Around the footprint, add symbols, words, or small drawings that re[illegible]ent ways to keep your digital footprint safe and positive, such as thinking before posting, using privacy settings, being kind online, and protecting personal information.

4. After completing your drawing, write 2–3 sentences below the footprint explaining what your digital footprint says about you and how you can keep it safe.

5. Be ready to share one example of a positive online action that helps build a good digital footprint.

PREVIEW

Name: _____ 47

Curriculum Connection
D1.1

Activity – My Digital Footprint



© Super Simple Sheets

Name: _____ 51

Curriculum Connection
D1.1

Artificial Intelligence in Everyday Life

AI: Transforming Daily Convenience

Date: Feb 04, 2024 Author: By: Jordan Fisher *2-minute read*

As we step further into the 21st century, Artificial Intelligence (AI) is no longer just a buzzword; it's become an integral part of our daily lives. From the smartphones in our pockets to the smart homes we live in, AI is everywhere, making our lives more convenient and efficient.

AI applications are widely, simplifying tasks and offering personalized experiences. Voice assistants like Siri and Alexa help us manage our schedules, while smart home devices control lighting, temperature, and security with a simple command or even predict our preferences over time.

Beyond convenience, AI is transforming industries by optimizing operations, enhancing customer service, and even contributing to solutions for complex problems. However, as AI becomes more prevalent, it's essential to address the ethical implications, including privacy concerns and the impact on employment.

Embracing AI means balancing its benefits with mindful consideration of these challenges, ensuring a future where technology serves humanity positively.

Until we meet again,
Jordan Fisher

PREVIEW

Comments:



Ethan Nguyen, February 06, 2024

AI's role in making everyday tasks easier can't be overstated. It's amazing how it learns from our habits to provide personalized experiences. The future looks bright with AI!

Like Reply 5h ago



Ava Patel, February 04, 2024

While AI offers convenience, we can't ignore the privacy risks. Sharing too much data with AI systems could lead to breaches. We must prioritize security as AI evolves.

Like Reply 2d ago

© Super Simple Sheets

Name: _____ 52

Curriculum Connection
D1.1

True or False

Is the statement true or false?

1) AI stands for Artificial Intelligence.	True	False
2) AI can only be used in smartphones.	True	False
3) AI helps manage schedules through voice assistants.	True	False
4) Smart homes cannot predict user preferences over time.	True	False
5) Ethical c[illegible]iderations are important for AI development.	True	False

Questio[illegible]

[illegible]he questions below.

1) How does A[illegible] co[illegible]ience in daily tasks?

2) Why is it important to balance the benefits of A[illegible]its ch[illegible]s?

PREVIEW

Instruction

List 5 ways artificial intelligence helps people in every[illegible]life.

1)	
2)	
3)	
4)	
5)	

© Super Simple Sheets

Name: _____ 53

Curriculum Connection
D1.1

Activity – Build Your Own AI Persona

Objective What are we learning about?

Students will design and describe their own Artificial Intelligence system by identifying its purpose, abilities, and limitations.

Materials What will you need for the activity?

- Worksheet
- Pencil
- Crayons or colou



Instructions How will you complete the activity?

1. Imagine you are designing a new Artificial Intelligence system that can help people in everyday life. Think about what kind of AI you want to create.
2. In the Name & Logo box, write the name of your AI and draw a simple logo or symbol that represents it.
3. In the Purpose box, explain what your AI is designed to do and why it is helpful. For example, it might help students study, assist doctors, or organize daily tasks.
4. In the Abilities box, list or draw the special skills your AI has. Think about what it can do to make people's lives easier.
5. In the Limitations box, describe what your AI cannot do or situations where it might not work perfectly.
6. In the Other Features box, add any extra details about your AI such as how it looks, how people interact with it, or special features it might have.
7. After completing the worksheet, be ready to share your AI persona with the class and explain how it helps people in everyday life.

PREVIEW

Name: _____ 54

Curriculum Connection
D1.1

Activity – Build Your Own AI Persona

Name and Logo			Draw Your AI Robot here
Purpose			
Abilities			
Limitations			
Other Features			

PREVIEW

© Super Simple Sheets

Name: _____ 56

Curriculum Connection
D1.1

Understanding Algorithms

Decoding Algorithms: Navigating the Digital Landscape

Date: Jan 25, 2024 Author: By: Casey Lee *2-minute read*

In the digital age, algorithms are the silent navigators of our online experiences, shaping what we see and interact with on the internet. Whether it's the search results we sift through or the posts that populate our social media feeds, algorithms play a pivotal role in filtering and prioritizing content based on complex sets of rules and data.

Algorithms learn from our online behaviour; what we like, share, or search for and use this information to tailor our digital environment. This personalization can make our online experience more relevant and engaging, but it also raises questions about algorithmic bias and the diversity of content we are exposed to.

Understanding how algorithms work and their impact on our information consumption is crucial for developing digital literacy. Recognizing algorithmic bias helps us navigate the online world more critically, ensuring we're not confined to a "bubble" of repetitive and biased information.

It's essential for users to seek diverse sources and viewpoints to counteract the potential narrowness algorithms can create. By doing so, we become more informed and engaged digital citizens, ready to thrive in an increasingly algorithm-driven world.

Until we meet again,
Casey Lee

PREVIEW

Comments:



Eli Turner, January 28, 2024

Algorithms really shape our online reality. It's fascinating how they learn from our behaviour to personalize our feeds. Awareness is key to understanding their influence.

Like Reply 3h ago



Nadia Hussain, January 25, 2024

While personalization has its perks, algorithmic bias is a real concern. It's crucial to step outside our comfort zones and seek information from a variety of sources.

Like Reply 3d ago

© Super Simple Sheets

Name: _____ 57

Curriculum Connection
D1.1

True or False

Is the statement true or false?

1) Algorithms can predict what online content you'll enjoy.	True	False
2) Personalized feeds eliminate the need for critical thinking.	True	False
3) Digital literacy involves understanding algorithmic influence.	True	False
4) Seeking diverse sources can counteract algorithmic bias.	True	False
5) Algorithms only affect social media platforms.	True	False

Questions

Answer the questions below.

1) What is the role of algorithms in online experiences?

2) Why is understanding algorithmic bias important?

PREVIEW

Define

What do the terms below mean?

Algorithms	
Digital Literacy	
Algorithmic Bias	

© Super Simple Sheets

Name: _____ 60

Curriculum Connection
D1.1

Newspaper Article: Understanding the Risks of Sexting

"Sexting: Hidden Dangers"

Publish Date: February 13, 2026

In today's [illegible]orld, the term "sexting" [illegible]ceiving sexually expli[illegible]s via electr[illegible]devices [illegible]ming increasingly fa[illegible]den However, man[illegible]are o[illegible] potential risks ass[illegible]d wi[illegible]s practice. Experts warn th[illegible]g can lead to emotional distress, invasion, and the unintended s[illegible]d of personal images.

Dr. Lisa Patel, a psychologist specializing in adolescent behaviour, emphasizes, "The emotional fallout from sexting can be significant. Teens may face embarrassment, anxiety, or even depression if their private images are shared without consent." The concept of a "digital footprint" is crucial here; once something is shared online, it can be nearly impossible to erase, impacting one's online privacy and future opportunities.

A recent case that caught the public's eye involved a high school student whose scholarship offer was rescinded after private images were leaked online. The student, who wishes to remain anonymous, shared, "I never thought those pictures would go beyond the person I trusted. It's something I deeply regret."

This incident highlights the importance of understanding the consequences of sexting. Besides emotional and psychological effects, legal implications can arise. In some jurisdictions, sexting, especially involving minors, can lead to criminal charges.

Educational programs are now being developed to address the risks of sexting. "Our goal is to foster a safe digital [illegible]onment for our students," says [illegible]omez, coordinator of a digital [illegible]erac[illegible]paign. "We focus on teaching them [illegible]t th[illegible] digital footprint and the im[illegible]nce o[illegible] privacy."

Studen[illegible]e encourag[illegible]think before they shar[illegible]und[illegible]d th[illegible] permanence [illegible]nlin[illegible] Conversations betw[illegible] teachers, and students ab[illegible] implications of sexting an[illegible]e value of respecting oneself and others in the digital age are becoming more critical.

By educating young people about the risks and encouraging open discussions, communities hope to empower students to make informed decisions about their digital interactions. Awareness and understanding are key to navigating the complex online landscape safely.

PREVIEW

Name: _____ 61

Curriculum Connection
D1.1

True or False

Is the statement true or false?

1) Sexting only involves sending messages.	True	False
2) Emotional distress is a risk of sexting.	True	False
3) Privacy is not affected by sexting.	True	False
4) A scholarship offer can be impacted by sexting.	True	False
5) Digital literacy programs ignore sexting issues.	True	False

Questio

Answer the questions below.

1) Why [illegible] rtant in the context of sexting?

2) How can students protect themselves [illegible] sexting?

PREVIEW

Word Search

Find the words in the wordsearch.

Text	Risk
Safe	Regret
Legal	Trust
Image	Privacy
Online	Digital
Consent	Secure
Lesson	Future

R	C	I	R	W	S	X	V	V	L	C	R	V	[illegible]		T	J	L	U
S	I	L	F	L	U	M	C	C	E	T	X	E	Y		S	S	P	W	Z
H	B	S	I	H	S	C	P	F	G	U	E	R	G	G	G	U	E	H	R
S	A	F	K	I	D	H	F	C	A	D	A	X	Y	R	U	P	R	P	U
E	L	A	N	L	T	W	R	A	L	I	J	I	T	I	E	W	U	E	Z
P	R	I	V	A	C	Y	N	K	Y	H	L	Z	D	F	N	T	T	I	Q
C	E	I	W	N	S	N	N	R	Y	G	B	C	M	B	I	G	U	J	Q
B	L	S	X	I	C	B	K	D	T	R	M	D	Z	O	L	D	F	A	X
W	V	M	A	V	L	D	V	J	J	A	F	Z	J	W	N	S	B	T	J
S	R	O	S	F	D	I	G	I	T	A	L	E	Y	X	O	Y	C	N	R
E	V	R	Z	V	E	Y	S	E	S	G	E	L	E	S	S	O	N	E	R
G	Y	T	Q	Y	N	V	Z	D	R	E	J	H	J	M	T	R	U	S	T
A	M	R	T	X	Z	A	A	Z	Q	D	V	T	V	X	D	T	W	N	D
M	G	O	Y	G	Z	S	E	C	U	R	E	W	W	C	R	L	C	O	H
I	U	M	H	D	H	B	Q	G	A	G	Z	Q	E	P	B	J	G	C	X

© Super Simple Sheets

Name: _____ 62

Curriculum Connection
D1.1

Role Play: Understanding the Risks of Sexting

Objective — What are we learning about?

To help students understand the risks and consequences of sexting and develop responsible decision-making skills when communicating online.



Materials — What will you need for the activity?

- Sc[illegible]ibing situations related to sexting or sharing private images
- [illegible]s (student, friend, parent, teacher, counsellor, etc.)
- Pap[illegible]or not
- Timer or s[illegible]
- Discussion q[illegible]

PREVIEW

Instructions — How will [illegible]?

1. Begin with a short discussion abou[illegible]comm[illegible]ion and digital privacy, including why people should think [illegible]fully be[illegible]nersonal photos or messages online.
2. Divide the class into small groups and give e[illegible]gro[illegible]d related to sexting or sharing private images online.
3. Assign roles within each group such as the student invo[illegible], a f[illegible] teacher, or a counsellor.
4. Give groups time to read the scenario and discuss what might happe[illegible]luding possible emotional, social, and legal consequences.
5. Each group decides what the safest and most responsible action would be in the situation.
6. Groups then role-play their scenario in front of the class, showing both the problem and a safer solution.
7. After each role play, the class briefly discusses why the chosen solution is safer and how students can protect themselves online.
8. End the activity by asking students to write a short reflection about one important lesson they learned about digital safety and respecting privacy online.

© Super Simple Sheets

Name: _____ 63

Curriculum Connection
D1.1

Discussion Questions | Discuss the questions below with the class

#	Discussion Question
1	What are some reasons someone might feel pressured to send a private photo or message?
2	W[illegible]t could happen right away if a private image or [illegible]e is shared with others?
3	[illegible]hat ar[illegible] long-term consequences of sharing som[illegible]vat[illegible]nline?
4	How mig[illegible] p[illegible]f their private message or image was shared [illegible]t per[illegible]n?
5	What are some warnin[illegible]s th[illegible]situation online is unsafe or risky?
6	What are some safe ways to re[illegible]o[illegible] asks you to send something private?
7	Who are trusted adults or people you coul[illegible] help in this situation?
8	How can friends support each other in making safe and respectful choices online?
9	Why is it important to think before posting or sending anything online?
10	What steps can you take to protect your privacy and personal information online?

PREVIEW

© Super Simple Sheets

Name: _____ 64

Curriculum Connection
D1.1

Scenario Cards Cut out the topics below.

Scenario	Key Moments/Descriptions
Pressure to Send a Photo	Your friend tells you that someone they like is asking them to send a private photo. The person says it will stay secret and that sending it will prove trust. Your friend feels pressured and unsure about what to do. What do you do?
A Message That Feels Uncomfortable	friend receives a message asking for a personal or photo. They feel uncomfortable but are afraid ht make the other person angry. What do
Private Photo Shared Without Permission	A student in s t is ups a private photo they sent to someone was d wit ithout permission. They feel embarrassed a co hool. What do you do?
Friends Encouraging Sexting	Your friend says their classmates think sendi rivate pictures is normal and say it's not a big deal. Your friend is starting to think they should do it too. What do you do?
Regret After Sending a Photo	Your friend admits they sent a private image online and now regrets it. They are worried the image might be shared with others. They feel anxious and stressed. What do you do?

PREVIEW

Name: _____ 65

Curriculum Connection
D1.1

Scenario Cards Cut out the topics below.

Scenario	Key Moments/Descriptions
Someone Threatening to Share [illegible]os	A student tells you someone online is threatening to share their private photo if they do not send more pictures. They are scared and do not know who to talk to. What do you do?
Seeing a Pri[illegible] Image Being Shared	[illegible]no[illegible] classmates passing around a private image of anoth[illegible] on their phones. Some people are laughing a[illegible] What d[illegible]do?
Online Relationship Pressure	Your friend is talking to [illegible]eone [illegible]who keeps asking for personal pictures. [illegible]frie[illegible]n[illegible] might lose the relationship if they refuse. W[illegible]o[illegible]ou do?
Feeling Embarrassed After a Mistake	A student confides in you that they shared a p[illegible]ate photo with someone they trusted. Now they feel ashamed and worried about their reputation. What do you do?
Helping a Friend Stay Safe Online	Your friend is thinking about sending a personal photo because they believe everyone else is doing it. They ask you what you think they should do. What do you do?

PREVIEW

Name: _____ 66

Curriculum Connection
D1.1

Newspaper Article: Legal Consequences of Sexting

"Sexting: Legal Risks"

Publish Date: February 13, 2024

In the age of smartphones and instant messaging, sexting – sending explicit images of themselves electronically has become a concern, especially among teenagers. Experts and educators are raising awareness about the serious legal consequences sexting can have, particularly when it involves minors.

"Many young people don't realize that sexting can lead to legal penalties under child pornography laws," explains Sarah Johnson, a lawyer specializing in digital privacy. "When minors are involved, even if they willingly share their own images, it's considered a violation of child pornography statutes."

A recent case that caught national attention involved a group of high school students who shared explicit images. The students faced charges, highlighting the legal ramifications of sexting. "It was a wake-up call for all of us," remarked one of the students involved, who preferred to stay anonymous. "I never thought sending a picture could potentially ruin my future."

Statistics reveal that 1 in 5 teenagers have reported receiving sexually explicit material electronically. This behaviour not only exposes them to emotional and psychological risks but also to legal consequences that can affect their lives for years to come.

To combat this issue, schools across Canada are implementing educational programs to teach students about the legal implications of sexting. "Our goal is to ensure that students understand the gravity of their digital actions," says Michael Green, a high school principal. "We emphasize respect, consent, and the importance of thinking before you click."

Legal experts like Johnson are working with educators to provide workshops and resources for parents and students. "Knowledge is power," Johnson states. "Understanding the law and the consequences of sexting is crucial for navigating the digital world safely."

These initiatives aim to foster a deeper understanding of digital ethics and the importance of respect and consent online. By educating young people about the legal risks of sexting, communities hope to encourage more responsible behaviour and protect the well-being of all involved.

As digital technology continues to evolve, staying informed and aware of the legal landscape is more important than ever. Sexting is not just a matter of personal choice; it's a legal issue that requires awareness and understanding from everyone involved in the digital age.

PREVIEW

Name: _____ 67

Curriculum Connection
D1.1

True or False

Is the statement true or false?

1) Sexting is safe if images are shared willingly.	True	False
2) Legal penalties can apply to sexting with minors.	True	False
3) Child pornography laws don't apply to sexting.	True	False
4) A student's future can be affected by sexting.	True	False
5) All teenagers understand the legal risks of sexting.	True	False

Questio

Answer the questions below.

1) Why [illegible] sexting [illegible] gal penalties?

2) Why is it important to understa[illegible]d the [illegible]ting?

PREVIEW

Word Search

Find the words in the wordsearch.

Laws	Risk
Safe	Minor
Legal	Click
Image	Teach
Child	Case
Court	Rule
School	Parent

S W Z H B I H S C M P I F [illegible] G U H R
S A A F I D H F C I L D M A [illegible] U P P U H
E L F A N L T W R N A A P A R E N T I C
J I I E W E Z N K O Y H W L G Z D F I A
Q C S E I W N S N R N R Y S G E B C M E
B G J Q B L X I C B K D T R M D Z O D T
A X W V M V L D V J J A F Z J W S B J S
R O R S E R U L E Y X Y C R V R E Z V Y
S E S I G E R Y T Q Y N V Z D R S E J H
J M M C S R T X Z A A Z Q D X V A T V X
K D T W O K D G O Y G Z W W C R C L C H
C U H D H U B Q G A G Z Q E P L E G A L
I B J G X U R P Y A N U X B V P V P X X
L Y C Q V J G T T K Z S V I U O R S D A
C C H I L D S C H O O L W L W T S U O Z

© Super Simple Sheets

Name: _____ 71

Curriculum Connection
D1.1

Newspaper Article: Digital Consent Explained

"Consent in the Digital World"

Publish Date: February 14, 2024

In today's [illegible]age, where a single click can shar[illegible]s across the globe, under[illegible]f consent in digit[illegible]ecome crucial. [illegible]a text, posting a pho[illegible]g a v[illegible] consent plays a [illegible]t in re[illegible] online interactions.

Dr. Karen Lee, an expert in [illegible]thic[illegible] stresses, "Consent in digital communication means asking for and receiving permission before sharing anything related to someone else. This includes personal information, photos, and messages." She highlights that consent must be clear, informed, and voluntary, emphasizing respect and safety in the digital space.

A recent survey revealed that only 60% of teenagers understand the concept of digital consent, showing the need for more education on this topic. "Many young people don't realize the impact of their digital actions," says Dr. Lee. "Without consent, what seems like a harmless share can hurt someone's feelings, invade their privacy, or even lead to legal consequences."

Consider a scenario where Alex wants to post a group photo on social media. Alex thinks it's a great picture and assumes everyone will be okay with it. However, Alex's friend Sam is uncomfortable with it being shared online. This situation underscores the importance of asking for consent; what one person sees as okay, another might not.

Schools are now incorporating lessons on digital consent into their curriculum. "We want our students to practice empathy and understand that behind every screen is a real person with feelings," explains Michael Thompson, a [illegible]chool counselor. These lessons include [illegible]ssions on scenarios, helping [illegible]navigate the complexities of [illegible]gital interactions.

[illegible]g abo[illegible]l consent helps [illegible]ts re[illegible]alue of respect and p[illegible]e. It e[illegible]ages them to think be[illegible]click[illegible]e, or send, fostering a [illegible]and[illegible]l digital community.

As we continue to embra[illegible]chnology in every aspect of our lives, understanding and practicing digital consent becomes paramount. It's about making the online world a kinder, more considerate place for everyone. "Consent is the foundation of trust and respect in our digital interactions," concludes Dr. Lee. By educating young people on this critical issue, we're not just teaching them about technology; we're teaching them about humanity.

PREVIEW

Name: _____ 72

Curriculum Connection
D1.1

True or False

Is the statement true or false?

1) Consent is not needed for sharing online content.	True	False
2) Digital consent means asking before sharing someone's information.	True	False
3) All teenagers understand digital consent.	True	False
4) Consent must be voluntary and informed.	True	False
5) Posting photos without consent can lead to legal issues.	True	False

Questio

Answer the questions below.

1) Why [illegible] digital communication?

2) How are schools helping stude[illegible]nsent?

PREVIEW

Word Search

Find the words in the wordsearch.

Text	Post
Safe	Snap
Chat	Kind
Click	Photo
Care	Send
Check	Talk
View	Respect

P R W S X V V C V K F S C [illegible] L U S L
F O L U M C C X Y I T D N S [illegible] P W Z H B
I H S S C P F U R N G E G A U H R S A F
I D H T F C D A Y D U P X P P U E L A O
N L T W R A I J I I W E Z T N Y H L Z T
D F C A R E I Q C S E I W N S N N R Y O
G B C M B G J Q B L X I C B K D T R M H
D Z S O D T R E S P E C T A X W V M V P
L D V A J J A A F Z J W S B J S R O S E
Y X Y C F C R L V R Z V Y S E S E N D S
G E R Y H E T Q K Y N V Z D R E J H J K
W M M R T E X Z A A Z Q D X V C H A T C
E T V X D T C W D G O Y G Z W W C R L I
I C H U M H D K H B Q G A G Z Q E P B L
V J G X U P Y A N U X B V P V P X X Y C

© Super Simple Sheets

Name: _____ 73

Curriculum Connection
D1.1

Activity – Reacting to Digital Consent

Objective

What are we learning about?

Students will identify appropriate reactions to digital situations and explain why asking for consent is important when sharing information or images online.

Materials

What will you need for the activity?

- Worksheet with [illegible] and emoji reactions
- Pencil
- Crayons or colo[illegible]pens



Instructions

How will you complete [illegible]?

1. Read each scenario on the worksheet carefully. Each situation describes a different example of sharing information or images o[illegible]

2. Look at the row of emoji reactions below each scenario. These e[illegible] different feelings or opinions about the situation.

3. Circle or colour the emoji that best shows how you feel about the situation or what reaction you think is most appropriate.

4. In the space provided below the emojis, write 2–3 sentences explaining why you chose that reaction and what the person in the scenario should do.

5. After completing all scenarios, be ready to share one of your answers with the class and explain why digital consent is important when communicating online.

PREVIEW

© Super Simple Sheets

Name: _____ 74

Curriculum Connection
D1.1

Scenarios Read the Scenarios and answer the questions below.

Posting Without Asking
Alex takes a group photo during lunch and posts it online without asking everyone in the picture. One friend later says they were uncomfortable being shared online. How do you react? Why?



_____

_____

_____

_____

_____

Asking for Permission
Jamie wants to post a video of their friends dancing at a school event. Before posting, Jamie asks everyone if they are okay with it being shared online. How do you react? Why?



_____

_____

_____

_____

_____

The "Funny" Fail
You record your friend trying a viral dance challenge. They trip and fall in a funny way, and you both laugh in the moment. You want to post the clip because you know it will get a lot of likes. Your friend says no. How do you react? Why?



_____

_____

_____

_____

_____

[illegible]oto Tag
A g[illegible] at the mall. Every[illegible]awes[illegible]xcept for one friend, wh[illegible] up[illegible]wants to post it and tag[illegible]e friend stays quie[illegible]jority rule" apply here? How do[illegible]eact? Why?



_____

_____

_____

_____

_____

PREVIEW

Name: _____ 75

Curriculum Connection
D1.1

Scenarios Read the Scenarios and answer the questions below.

Forwarding a Photo
Someone sends you a funny picture of a classmate and asks you to share it with others. You are not sure if the person in the photo agreed to it being shared. How do you react? Why?



Tagging Without Permission
Taylor posts a photo from a school trip and tags several classmates without asking them first. Some classmates feel uncomfortable about being tagged publicly. How do you react? Why?



Private Message Shared Publicly
A student shares a personal message their friend sent them and posts it on social media for others to see. How do you react? Why?



[illegible]g Befo[illegible]sting
Befor[illegible]g a pi[illegible]of their friend online, Jo[illegible]ks i[illegible]okay to share and wa[illegible]s fo[illegible]ore posting. How [illegible]hy?



PREVIEW

Name: _____ 76

Curriculum Connection
D1.1

Peer Pressure and Sexting

Navigating Peer Pressure in the Digital Age

Date: Jan 08, 2024 Author: By: Jordan Smith *5-minute read*

The digital landscape is fraught with challenges, particularly for young people navigating the complexities of online interactions. One such challenge is the impact of peer pressure on decisio lated to sexting. The desire for acceptance and the influence of social dynamics individuals towards risky online behaviours, including sexting.

Unde eer pressure and recognizing the importance of making inform oices cial. It's not just about knowing right from wrong; it's about having the cou th owledge, even when faced with the pressure to conform.

Strategies for resistin e re developing strong self-esteem, seeking support from trusted indi d und the potential consequences of sexting. By fostering an envir wh support each other in making safe digital decisions, we can create a more mmunity.

Together, we can navigate the digital world with co nce, informed and respectful choices that reflect our true selves.

Until we meet again,
Jordan Smith

PREVIEW

Comments:



Liam Chen, January 09, 2024

Peer pressure in digital spaces is real and challenging. Learning to stand firm on our values is key to navigating these pressures safely.

Like Reply 2h ago



Sofia Patel, January 08, 2024

Supporting each other in making safe online choices is essential. Let's foster an environment where everyone feels empowered to resist peer pressure.

Like Reply 1d ago

© Super Simple Sheets

Name: _____ 77

Curriculum Connection
D1.1

True or False

Is the statement true or false?

1) Peer pressure doesn't affect online decisions.	True	False
2) Sexting is influenced by the desire for acceptance.	True	False
3) Strong self-esteem helps resist peer pressure.	True	False
4) Trusted individuals can't help with online challenges.	True	False
5) Only teenagers face peer pressure online.	True	False

Question

Answer the questions below.

1) Why is critical thinking important in digital literacy?

2) How can students support each other in making safe digital decisions?

Instruction

Write 5 DOs and 5 DON'Ts when dealing with peer pressure online.

Do's	Don'ts

PREVIEW

© Super Simple Sheets

Name: _____ 78

Curriculum Connection
D1.1

Activity – Responding to Peer Pressure Messages

Objective

What are we learning about?

Students will practise responding to peer pressure in digital conversations by choosing safe and respectful messages.

Materials

What will you need for the activity?

- W eet with essage scenarios
- Penc
- Crayons o ens



Instructions

How wil omplete tivity?

1. Look at the message shown on the one s his message shows an example of peer pressure in an online conver n.
2. Think about how the person receiving the messag d respon afe, respectful, and responsible way.
3. In the second phone screen, write or draw a text message reply that es the request or sets a clear boundary.
4. Make sure your response shows confidence, respect, and digital safety.
5. Repeat the process for the other scenario on the worksheet.
6. After completing the activity, be ready to share one response with the class and explain why it is a good way to handle peer pressure online.

PREVIEW

Name: _____ 79

Curriculum Connection
D1.1

Activity – Responding to Peer Pressure Messages



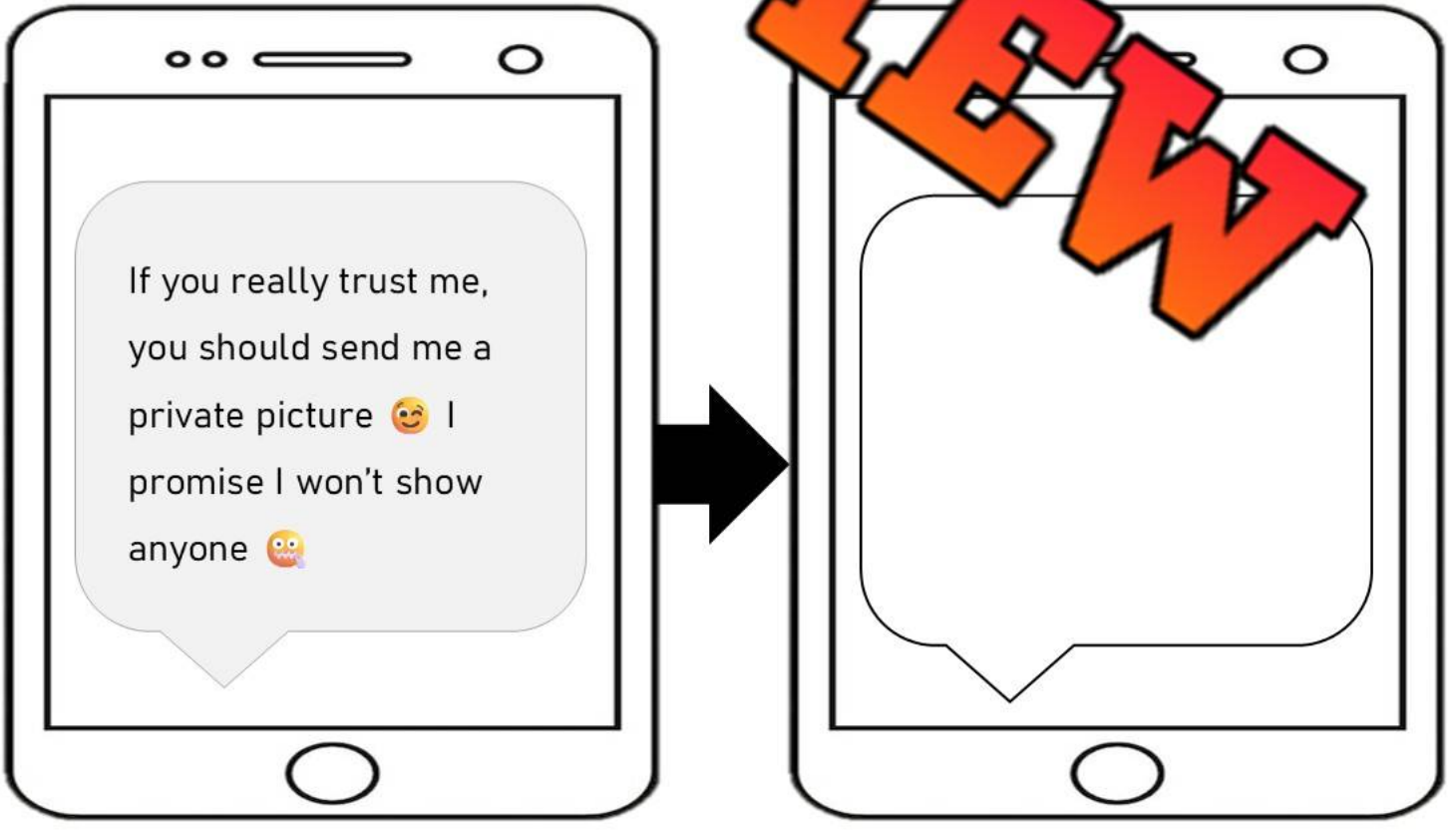

PREVIEW

Name: _____ 80

Curriculum Connection
D1.1

Activity – Responding to Peer Pressure Messages



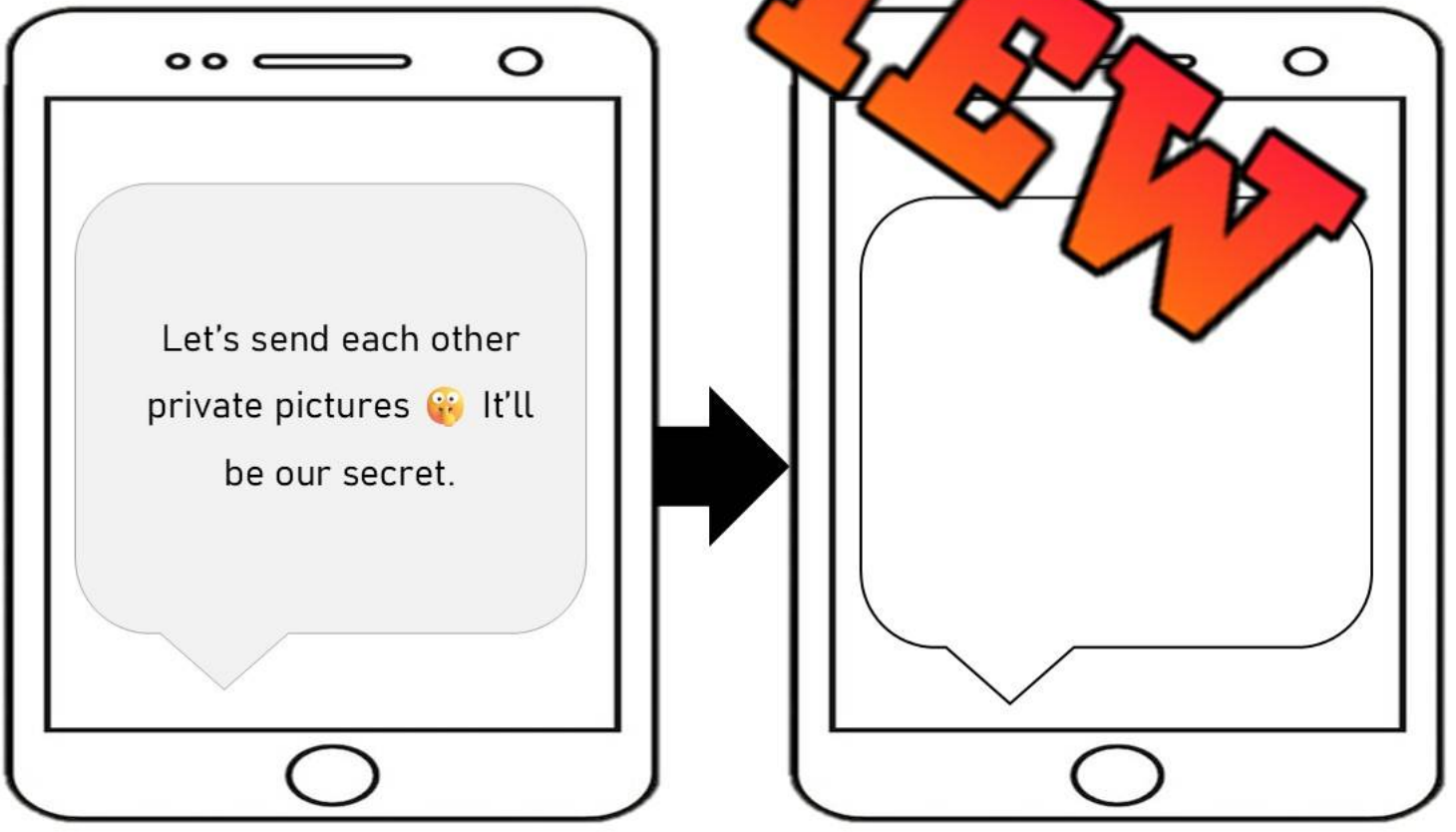

PREVIEW

© Super Simple Sheets

Story: Bullying and Mental Health

Braving the Shadows: Sami's Journey to Healing



In a small Canadian town, there was a Grade 7 student named Sami. Like many others, Sami faced bullying at school, experiencing both "emotional bullying" and "psychological harassmen[illegible]motional bullying, which involves hurting someone'[illegible] on purpose, and psychological haras[illegible] repeated behaviours causing emotion[illegible]arm, l[illegible]ling isolated and afraid.

Statistics show tha[illegible] Can[illegible]s have been bullied recently, and victims are much more likely to suffe[illegible]ental h[illegible]ues like anxiety, depression, and low self-esteem. Sami, struggling [illegible]y, be[illegible]terest in activities once loved and felt a deep sadness that seemed too he[illegible]t.

Thankfully, Sami's school participated in a natio[illegible]ntal [illegible]ive aimed at supporting bullying victims. Programs like "Kids Help [illegible]er 24/[illegible]seling, providing a lifeline for those feeling lost. The school also [illegible] a "[illegible]dness" campaign, encouraging students to support one another and share [illegible]ing understanding and empathy.

Through these resources, Sami found the courage to speak up. Meeting others who faced similar challenges made Sami realize that no one has to fight their battles alone. Slowly, with support from counselors, friends, and new school programs, Sami began to heal, regaining confidence and a sense of belonging.

Sami's story highlights the importance of addressing bullying and its impact on mental health. It shows that through kindness, understanding, and the right support, individuals can overcome the scars left by bullying and thrive once again.

PREVIEW

Name: _____ 90

Curriculum Connection
D2.2

Questions

Answer the questions below.

1) What are two types of bullying mentioned in the story?

2) How can bullying affect someone's mental health?

PREVIEW

True or False

Is the statement true or false?

1) Emotional bullying involves	True	False
2) Psychological harassment can cause	True	False
3) Bullying has no impact on mental health.	True	False
4) 1 in 3 Canadian students have experienced bul	True	False
5) "Kids Help Phone" offers 24/7 counseling.	True	False

Connecting

List some ways you could show support for someone who is being bullied.

© Super Simple Sheets

Name: _____ 91

Curriculum Connection
D2.3

True or False Decide whether the statement is True or False.

#	Statement	True or False
1	Bullying can affect a student's mental health.	True
2	Emotional bullying involves hurting someone's feelings on purpose.	True
3	Bully[illegible] has no effect on a person's emotions or mental health.	False
4	Stu[illegible] are bullied may feel anxious, sad, or depressed.	True
5	[illegible] bullying a secret and never tell anyone.	False
6	Talking t[illegible] help students who experience bullying.	True
7	Bullying only [illegible] not repeat.	False
8	It is okay to laugh [illegible] someone is [illegible] bullied.	False
9	Bullying can cause stude[illegible] lose [illegible] activities they once enjoyed.	True
10	Victims of bullying should deal with the prob[illegible] alone.	False
11	Support from friends and counsellors can [illegible] some[illegible] from bullying.	True
12	Kindness and empathy can help reduce bullying in [illegible]	True
13	Psychological harassment does not cause emotional harm.	[illegible]se
14	Speaking up and asking for help is an important step when facing bullying.	True
15	Ignoring someone's feelings helps solve bullying problems.	False
16	Bullying only happens online and never at school.	False
17	Programs that promote kindness and support can help students feel safer.	True
18	Showing empathy and kindness cannot help someone who is bullied.	False
19	Encouraging classmates and showing understanding can improve someone's well-being.	True
20	Reporting bullying does not make any difference.	False

PREVIEW

© Super Simple Sheets

Name: _____ 101

Curriculum Connection
D2.2

Newspaper Article: Stop Bullying Together

"Bullying-Free Initiatives Unite Communities"

Publish Date: February 13, 2024

In an effort to create safer, more inclusive environme for students across Canada, schools a unities are taking significa vent and address bully ecting 1 in 3 stud tionwid h for effective solutions has ne re ent.

Experts emphas mporta comprehensive stra s th bystander intervention, re justic and strict anti-bullying poli mil Chen, a psychologist specializi chil behaviour, highlights, "Bystander intervention is crucial. When peers step or report bullying, it significantly reduces its occurrence. It sends a message that bullying is unacceptable."

Schools are adopting restorative justice approaches, focusing on repairing harm and fostering understanding among students. This method encourages those involved in bullying to recognize the impact of their actions, promoting empathy and reconciliation. "Restorative justice has transformed our school culture," says Mark Thompson, a middle school principal. "It encourages accountability and healing, rather than punishment."

Successful anti-bullying policies are another key factor. These policies clearly define what constitutes bullying, outline procedures for reporting incidents, and set consequences. They also provide support for both victims and perpetrators, aiming to address the root causes of bullying behaviour.

One standout initiative is the "Respect in Schools" program, which has been implemented in several districts. The program includes workshops for students, training for teachers on how to handle bullying, and resources for parents. Since its introduction, schools have reported a 40% decrease in bullying incidents.

Community involvement is also vital. Local organizations are partnering with schools offer after-school programs and rship opportunities, creating positive students outside of school hours programs not only provide a safe n fo erable students but a mote ip and social skills.

By wor ge her, sc and communit aki des ward eliminating bu g. A it "It's about creating a ere every student feels va ed e. When we achieve that, we not on duce bullying but also empower our students to thrive."

These efforts underscore the collective responsibility to combat bullying. Students, teachers, parents, and community members are all encouraged to contribute to a bullying-free environment, fostering respect, understanding, and kindness in every interaction.

PREVIEW

© Super Simple Sheets

Name: _____ 102

Curriculum Connection
D2.2

True or False

Is the statement true or false?

1) Bullying affects 1 in 2 students in Canada.	True	False
2) Bystander intervention can reduce bullying.	True	False
3) Restorative justice focuses on punishment.	True	False
4) Anti-bullying policies are unnecessary.	True	False
5) Only teachers are responsible for stopping bullying.	True	False

Question

Answer the questions below.

1) What bystander intervention?

2) Why is community involvement important in preventing bullying?

PREVIEW

Word Search

Find the words in the wordsearch.

Bully	Help
Safe	Kind
Unity	Trust
Share	Care
Peer	Stop
Heal	Rule
Team	Talk

H U M C C X Y D S T S K P H B I H S
C E P F U R G G U R B H I R S A F I D H
F C L D A Y U P P U U U E N L A N L T E
W R A P I J I I W S E Z L N D K Y H L R
Z D F I Q C S E I T W N S L N N R Y G A
B C M B G J Q B L X I C B K Y D T R T C
M D Z O D A X W V M V L D V J J A F A Z
J W S S B R U L E J S R O S E Y P X L Y
C R V A R Z V Y S E S G E R Y T O Q K Y
N V Z H F D R E J H J M M R T X T Z A A
E Z Q D E E V T V X D T W D G O S Y G Z
R W W C R A L C H U M H D H B U N I T Y
A Q G A G Z L Q E P B J G X U P Y A N U
H X B V P V P X X Y C Q V J G T K Z S V
S P E E R T E A M I U O R S D A W L W T

© Super Simple Sheets

Name: _____ 103

Curriculum Connection
D2.2

Assignment – Anti-Bullying Awareness Campaign

Create an advertisement campaign that encourages students to stop bullying and promote kindness in school and online. Your advertisement will be designed for social media platforms or school awareness campaigns.

Outline Answer the questions to plan your advertisement.

1) What bu issue will your campaign address?

2) What our ca ut? Describe it.

3) What is the name of your campaign?

4) Who is your target audience? (Who will see your adv nent? Wh ou writing this ad for?) Think – age, hobbies or interests, gender

5) What type of advertisement will your audience respond well to? Humorous, serious, informative, feature a celebrity, sentimental, appeal to feelings

6) Think of a slogan you can put on your advertisement. This will be your headline.

PREVIEW

© Super Simple Sheets

Name: _____ 104

Curriculum Connection
D2.2

Assignment – Anti-Bullying Awareness Campaign

Outline Answer the questions to plan your advertisement.

7) Campaign Message Explain the purpose of your campaign and why bullying needs to stop.	
Why Students Should	
How Students Can Stop Bullying	
Where People Can Learn More	
Testimonials	

8) Write the advertisement copy below in paragraph form.

PREVIEW

© Super Simple Sheets

Name: _____ 105

Curriculum Connection
D2.2

Assignment – Anti-Bullying Awareness Campaign

Outline Answer the questions to plan your advertisement

9) Draw a rough copy of the advertisement below.

Name of Company: _____



Slogan

© Super Simple Sheets

Name: _____ 106

Unit Test – Personal Safety and Injury Prevention

Multiple Choice /10

1. What does global connectivity allow? a) Instant worldwide communication b) Slow mail delivery c) Limited phone calls d) Local n… …ing only	2. What can cyberbullying do? a) Make you popular b) Follow you wherever you go. c) Improve your mood d) Decrease your digital footprint
3. What … d… before sharing onlin… a) Thin… b) Forget c) Rush d) Ignore consequences	4. What is a trick to steal your personal information? a) Gifting b) Phishing c) Swimming d) …unning
5. What includes a mix of lette… …mbe… and symbols? a) Weak passwords b) Usernames c) Strong passwords d) Captchas	…s excessive screen time cause? a) In…ed f… …strain… c) Bett… d) Improved…
7. What is a benefit of online gaming? a) Isolation b) Building communities c) Poor problem-solving d) Lack of communication	8. What skill is crucia… a) Ignoring teammates b) Teamwork c) Playing solo d) Avoiding strategy
9. What can VR allow students to do? a) Stay bored b) Travel virtually c) Reduce engagement d) Ignore complex subjects	10. How does technology affect globalization? a) Slows communication b) Decreases cultural exchange c) Makes sharing harder d) Connects global economy

PREVIEW

Define What do the terms below mean?

Term	Definition – What does it mean?
Cyberbullying	
Digital Footpri	
En	

Short Answer Answer the questions below – Each question is worth 3 marks.

1) How can privacy settings p… your …

2) What is the key to recognizing cyberbullying?

3) Why is digital literacy important online?

PREVIEW

© Super Simple Sheets

Long Answer Answer the questions below – Each question is worth 5 marks.

1) What are the key strategies for protecting your personal information online according to cybersecurity experts?

2) How can understanding and practicing digital [illegible]nt im[illegible]nteractions in the digital world?

PREVIEW