# Workbook Preview

© Super Simple Sheets




# Grade 3

## F1 – Money and Finances




| | Curriculum Expectations | Pages That Cover the Expectations |
|---|---|---|
| F1.1 | | |

Preview of 50 pages from this product that contains 100 pages total.










© Super Simple Sheets

NAME: _____

# FINANCIAL LITERACY



PREVIEW

© Super Simple Sheets

supersimplesheets.com

Name: _____ 6

Curriculum Connection
F1.1

# Counting Dollars

|  |  |  |  | Total |
|---|---|---|---|---|
| $100 | $50 | $20 | $20 | $190 |

Questions

unt the money in each column. Then add up the total

| | | | | |
|---|---|---|---|---|
| 1)  |  |  |  | Total |
| | | | | |
| 2)  |  |  |  | Total |
| | | | | |
| 3)  |  |  |  | Total |
| | | | | |
| 4)  |  |  |  | Total |
| | | | | |

PREVIEW

© Super Simple Sheets

Name: _____ 7

Curriculum Connection
F1.1

# Counting Dollars




| Questions | Count the money below |
|---|---|

PREVIEW

1) = _____

2) = _____

3) = _____

4) = _____

5) = _____

6) = _____

7) = _____

© Super Simple Sheets

Curriculum Connection
F1.1

# Exit Cards

**Cut Out** Cut out the exit cards below and have students complete them at the end of class

Name: _____

Count the money and write down the total

1)  $____

2)  $____

Name: _____

Count the money and write down the total

1)  $____

2)  $____

Name: _____

Count the money and write down the total

1)  $____

2)  $____

Name: _____

Count the money and write down the total

1)  $____

2)  $____

PREVIEW

© Super Simple Sheets

Name: _____ 10

Curriculum Connection
F1.1

# Counting Benchmark Cents

 = 25¢  = 10¢  = 5¢



= 25¢

**Questions** Count the money in each column to make a benchmark cent amount

PREVIEW



1) _____



2) _____



3) _____



4) _____



5) _____



6) _____



7) _____



8) _____



9) _____



10) _____



11) _____

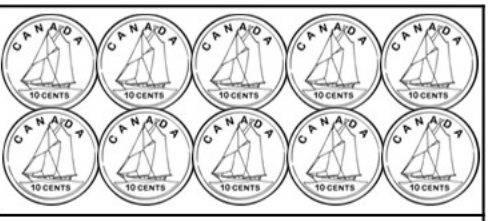

12) _____

© Super Simple Sheets

Name: _____ 11

Curriculum Connection
F1.1

# Counting Cents

 = 25¢  = 10¢  = 5¢



= 25¢

**Questions** Count the money in each column to make a benchmark cent amount

PREVIEW



1) _____



2) _____



3) _____



4) _____



5) _____

6) _____



7) _____



8) _____



9) _____



10) _____



11) _____



12) _____

© Super Simple Sheets

Name: _____ 12

Curriculum Connection
F1.1

# Counting Cents

| | | | |
|---|---|---|---|
|  |  |  | Total |
| 50¢ | 20¢ | 15¢ | 85¢ |

Questions

Count the money in each column and then add up the total

PREVIEW

| | | | |
|---|---|---|---|
| 1)  | |  | Total |
| | | | |
| 2)  |  |  | Total |
| | | | |
| 3)  |  |  | Total |
| | | | |
| 4)  | 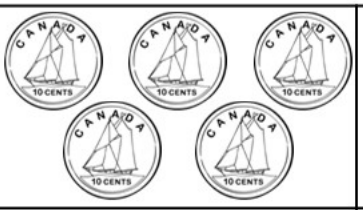 |  | Total |
| | | | |

© Super Simple Sheets

Name: _____ 13

Curriculum Connection
F1.1

# Converting Cents to Dollars

Money can be written as cents or dollars. When we have less than 1 dollar, we use cents. When we have more than 1 dollar, we use dollars. If we have whole dollars and cents, we can combine the two.

Examples - 100¢ = $1.00  50¢ = $0.50  142¢ = $1.42

## Part 1 Convert the cents into dollars

PREVIEW

| ¢ | $ |
|---|---|
| 100¢ | $1.00 |
| 200¢ | |
| 300¢ | |
| 400¢ | |
| 500¢ | $5.00 |
| 600¢ | |
| 700¢ | |
| 800¢ | |
| 900¢ | $9.00 |
| 1000¢ | |

| ¢ | $ |
|---|---|
| 150¢ | $1.50 |
| 250¢ | |
| 325¢ | |
| 450¢ | |
| 525¢ | |
| [illegible]¢ | |
| [illegible] | |
| [illegible]0¢ | $7.20 |
| [illegible]0¢ | |
| 999¢ | |

## Part 2 Circle the biggest amount of money

| | | | | |
|---|---|---|---|---|
| 1) | 100¢ | $1.00 | 350¢ | $2.30 |
| 2) | 200¢ | $3.00 | 750¢ | $3.50 |
| 3) | 300¢ | $2.00 | 220¢ | $1.60 |
| 4) | 400¢ | $4.00 | 575¢ | $5.25 |
| 5) | 500¢ | $7.00 | 250¢ | $6.40 |
| 6) | 600¢ | $3.00 | 450¢ | $8.00 |

© Super Simple Sheets

Curriculum Connection
F1.1

# Exit Cards

**Cut Out** Cut out the exit cards below and have students complete them at the end of class

Name: _____

a) Convert the cents into dollars

| ¢ | $ |
|---|---|
| | $1.60 |
| | |
| | $8.25 |
| 989¢ | |

b) Circle the biggest amount of money

| | | | |
|---|---|---|---|
| 1) | 150¢ | $1.40 | 155¢ |
| 2) | 60¢ | $0.90 | 70¢ |
| 3) | 628¢ | $6.25 | 675¢ |
| 4) | 120¢ | $1.25 | 110¢ |

Name: _____

a) Convert the cents into dollars

| ¢ | $ |
|---|---|
| | $1.60 |
| 545¢ | |
| | $8.25 |
| 989¢ | |

b) Circle the biggest amount of money

| | | | |
|---|---|---|---|
| 1) | 150¢ | $1.40 | 155¢ |
| 2) | 60¢ | $0.90 | 70¢ |
| 3) | 628¢ | $6.25 | 675¢ |
| 4) | 120¢ | $1.25 | 110¢ |

Name: _____

a) Convert the cents into dollars

| ¢ | $ |
|---|---|
| | $1.60 |
| 545¢ | |
| | $8.25 |
| 989¢ | |

b) Circle the biggest amount of money

| | | | |
|---|---|---|---|
| 1) | 150¢ | $1.40 | 155¢ |
| 2) | 60¢ | $0.90 | 70¢ |
| 3) | 628¢ | $6.25 | 675¢ |
| 4) | 120¢ | $1.25 | 110¢ |

PREVIEW

© Super Simple Sheets

Name: _____ 15

Curriculum Connection
F1.1

# Memory Game – Comparing Dollars and Cents

## Objective

What are we learning about?

To compare money amounts in dollars versus cents to help us understand the value of different forms of money.

## Materials

What you will need for the activity.

- Memory Game cards with matching amounts in dollars and cents.
- A small table or clear area on the floor



## Instructions

How you will complete the activity.

1. Divide the class into groups of 3 or 4. Give each group a set of Memory Game cards. (Provided)
2. Have each group lay all the cards face down in a grid on a table or the floor.
3. The students take turns flipping over two cards at a time, trying to find a matching dollar amount with its cent amount.
4. If a student finds a match, they remove those cards from the grid and keep them.
5. If the cards do not match, they are turned back over, and the next student takes a turn.
6. The game continues until all the cards have been matched.
7. After the game, review the money amounts with the class.

PREVIEW

Name: _____ 16

Curriculum Connection
F1.1

Cards | Memory Game Cards

| Money Amount | Bills and Coins |
| --- | --- |
| $1.50 | 150¢ |
| $0.75 | 75¢ |
| $0.33 | ¢ |
| $5.38 | 538¢ |
| $9.74 | 974¢ |

PREVIEW

© Super Simple Sheets

Name: _____ 17

Curriculum Connection
F1.1

Cards | Memory Game Cards

| Money Amount | Bills and Coins |
| --- | --- |
| $2.60 | 260¢ |
| [illegible] | 57¢ |
| $0.99 | ¢ |
| $1.22 | 122¢ |
| $3.44 | 344¢ |

PREVIEW

© Super Simple Sheets

Name: _____ 18

Curriculum Connection
F1.1

Cards | Memory Game Cards

| Money Amount | Bills and Coins |
| --- | --- |
| $4.12 | 412¢ |
| $0.05 | 65¢ |
| $0.03 | ¢ |
| $9.48 | 948¢ |
| $7.51 | 751¢ |

PREVIEW

© Super Simple Sheets

Name: _____ 19

Curriculum Connection
F1.1

# Counting Canadian Coins

 = 100¢ or $1.00

 = 10¢

 = 5¢

 = 200¢ or $2.00

 = 25¢



= 25¢

Questions: Count the coins below

PREVIEW



1) _____



2) _____



3) _____



4) _____



5) _____



7) _____



8) _____



9) _____



10) _____



11) _____



12) _____

© Super Simple Sheets

Name: _____ 20

Curriculum Connection
F1.1

# Counting Canadian Coins

|  |  |  |  | Total |
|---|---|---|---|---|
| 200¢ | 100¢ | 50¢ | 20¢ | 370¢ |

Questions: Count the money in each column and then add up the total

PREVIEW

| 1) | | | | Total |
|---|---|---|---|---|
| | | | | |

| 2) | | | | Total |
|---|---|---|---|---|
| | | | | |

| 3) | | | | Total |
|---|---|---|---|---|
| | | | | |

| 4) | | | | Total |
|---|---|---|---|---|
| | | | | |

© Super Simple Sheets

Name: _____ 21

Curriculum Connection
F1.1

# Representing Cents Up To 100

| | | |
|---|---|---|
|  |  |  |
| 15¢ | 45¢ | 75¢ |

**Questions** Represent the money amounts using 5, 10, and 25 cent coins

PREVIEW

| | | |
|---|---|---|
| | | |
| 1) 25¢ | [illegible]¢ | 3) 50¢ |
| | | |
| 4) 10¢ | 5) 30¢ | [illegible]0¢ |
| | | |
| 7) 75¢ | 8) 85¢ | 9) 90¢ |
| | | |
| 10) 70¢ | 11) 95¢ | 12) 65¢ |

© Super Simple Sheets

Name: _____ 22

Curriculum Connection
F1.1

# Representing Money in Different Ways

| | | |
|---|---|---|
| 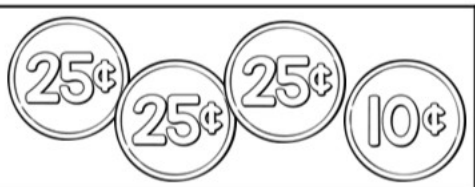 |  | 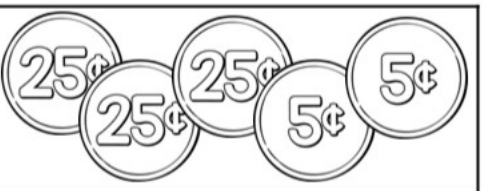 |
| 85¢ | 85¢ | 85¢ |

**Questions** Represent the money amounts using different combinations of coins

| | | |
|---|---|---|
| 1) | | |
| 20¢ | | 20¢ |
| 2) | | |
| 45¢ | 45¢ | 45¢ |
| 3) | | |
| 75¢ | 75¢ | 75¢ |
| 4) | | |
| 90¢ | 90¢ | 90¢ |

PREVIEW

© Super Simple Sheets

Name: _____ 23

Curriculum Connection
F1.1

# Representing Cents Up To 200

| | | |
|---|---|---|
|  |  |  |
| 150¢ | 135¢ | 140¢ |

**Questions** Represent the money amounts up to 200 cents

PREVIEW

| | | |
|---|---|---|
| | | |
| 120¢ | ¢ | 3) 125¢ |
| | | |
| 4) 105¢ | 5) 160¢ | 80¢ |
| | | |
| 7) 115¢ | 8) 185¢ | 9) 190¢ |
| | | |
| 10) 170¢ | 11) 195¢ | 12) 165¢ |

© Super Simple Sheets

Name: _____ 24

Curriculum Connection
F1.1

# Representing Money in Different Ways

| | | |
|---|---|---|
|  |  | 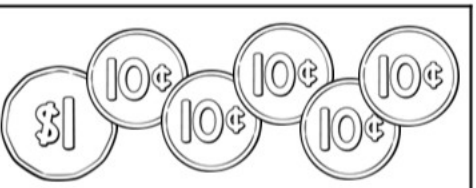 |
| 150¢ | 150¢ | 150¢ |

**Questions** Represent the money amounts using different combinations of coins

PREVIEW

| | | |
|---|---|---|
| 1) | | |
| 120¢ | | 120¢ |
| 2) | | |
| 135¢ | 135¢ | 135¢ |
| 3) | | |
| 160¢ | 160¢ | 160¢ |
| 4) | | |
| 185¢ | 185¢ | 185¢ |

© Super Simple Sheets

Name: _____ 27

Curriculum Connection
F1.1

# Represent Money Up To $100

| | | |
|---|---|---|
| 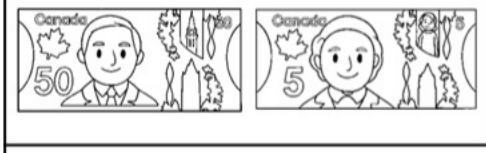 |  |  |
| $55 | $66 | $84 |

**Questions** Represent the money amounts up to $100

PREVIEW

| | | |
|---|---|---|
| | | |
| 1) $60 | | 3) $56 |
| | | |
| 4) $70 | 5) $76 | 6) $81 |
| | | |
| 7) $85 | 8) $72 | 9) $67 |
| | | |
| 10) $91 | 11) $96 | 12) $100 |

© Super Simple Sheets

Name: _____ 28

Curriculum Connection
F1.1

# Represent Up To $100 in Different Ways

| | | |
|---|---|---|
|  |  |  |
| $71 | $71 | $71 |

**Questions** Represent the money amounts up to $100

| | | |
|---|---|---|
| 1) | | |
| $60 | | $60 |
| 2) | | |
| $74 | $74 | $74 |
| 3) | | |
| $83 | $83 | $83 |
| 4) | | |
| $95 | $95 | $95 |

PREVIEW

© Super Simple Sheets

Name: _____ 29

Curriculum Connection
F1.1

# Represent Money Up To $200

| | | |
|---|---|---|
|  |  |  |
| $105 | $131 | $172 |

**Questions** Represent the money amounts up to $200

PREVIEW

| | | |
|---|---|---|
| | | |
| 1) $101 | | 3) $155 |
| | | |
| 4) $111 | 5) $130 | 12 |
| | | |
| 7) $140 | 8) $180 | 9) $146 |
| | | |
| 10) $165 | 11) $175 | 12) $191 |

© Super Simple Sheets

Curriculum Connection
F1.1

# Exit Cards

**Cut Out** Cut out the exit cards below and have students complete them at the end of class

Name: _____

Represent the money amounts up to $200

| | | |
|---|---|---|
| 1) | | |
| $1 | $145 | $179 |
| 2) | | |
| $154 | 199 | $183 |

PREVIEW

Name: _____

Represent the money amounts up to $200

| | | |
|---|---|---|
| 1) | | |
| $160 | $145 | $179 |
| 2) | | |
| $154 | $199 | $183 |

© Super Simple Sheets

Name: _____ 31

Curriculum Connection
F1.1

# Represent Up To $200 in Different Ways

| | | |
|---|---|---|
|  |  |  |
| $132 | $132 | $132 |

**Questions** Represent the money amounts up to $200

| | | |
|---|---|---|
| 1) | | |
| $130 | | $130 |
| 2) | | |
| $147 | $147 | $147 |
| 3) | | |
| $165 | $165 | $165 |
| 4) | | |
| $191 | $191 | $191 |

PREVIEW

© Super Simple Sheets

Name: _____ 32

Curriculum Connection
F1.1

# Task Cards: Representing Up to $50, $100, $200 and 200¢

## Objective

What are we learning about?

Students will practice representing amounts of money up to $50, $100, $200 and 200¢ in different ways using coins and bills through a task card challenge.

## Materials

What you will need for the activity.

- 2 [illegible]
- Separate sheet for answers
- Pencils




## Instructions

How to complete the activity

1. Introduce the concept of representing the same dollar amount in different ways.
2. Organize the students into pairs and provide each pair with their sets of task cards.
3. Give each pair an answer recording sheet to share.
4. Encourage teamwork by having students collaborate with their partner on finding solutions.
5. Allow students to select any task card to begin with, emphasizing that they can complete the cards in any order they prefer.
6. Instruct students to record the letter of their chosen answer (A, B, or C) on their answer sheet beside the task card's number.
7. Consider using a timer to create a dynamic challenge, adjusting the duration to fit the lesson's objectives and complexity.
8. After the activity, review the answers collectively, discussing any challenging questions and strategies used to solve them.
9. Have students reflect on the activity, sharing the methods they applied and obstacles they overcame.

PREVIEW

© Super Simple Sheets

Name: _____ 33

Curriculum Connection
F1.1

**Task Cards** | Cut out the task cards below

**Card 1:**
Which option shows a way to make 145¢ ?

a) $1 + 25¢ + 25¢
b) $1 + 25¢ + 10¢ + 10¢
c) $1 + 25¢ + 10¢ + 5¢

**Card 2:**
[illegible] $100?

a) $50 [illegible]
b) $20 + [illegible] 0 + $[illegible]
c) $40 + $40 [illegible] 0

**Card 3:**
Choose a way to make $200:

a) $100 + $50 + $20
b) $50 + $50 + $50
c) $20 + $30 + $50 + $50 + $50

**Card 4:**
Which equals $35?

a) $20 + $10 + $5
b) $10 + $10 + $5
c) $15 + $15

**Card 5:**
What is a way to make $0?

a) No money
b) $1 + $1 – $2
c) $2 – $2

**Card 6:**
Which combination equals $25?

a) $10 + $10 + $15
b) $25 + $5
c) $5 + $10 + $5 + $5

**Card 7:**
Which adds to $80?

a) $20 + $20 + $20
b) $50 + $20
c) $40 + $40

**Card 8:**
[illegible]oose a set for $10:

a) [illegible] 0
b) [illegible] $4
[illegible] + $2 [illegible] $4

**Ca[illegible]**
What ad[illegible] to [illegible]

a) $25 + $20 + $10 + $10
b) $20 + $20 + $10 + $10
c) $25 + $10

**Card 10:**
What makes 120¢?

a) $1 + 10¢ + 10¢
b) $1 + 5¢ + 5¢ + 5¢
c) $1 + 10¢ + 5¢

PREVIEW

© Super Simple Sheets

Name: _____ 34

Curriculum Connection
F1.1

Task Cards | Cut out the task cards below

**Card 11:**
How can you get $90?

a) $20 + $20 + $50
b) $30 + $30 + $20
c) $40 + $20 + $20

**Card 12:**
Wh[illegible] to make $250?

a) $100 + [illegible]
b) $80 [illegible]
c) $25 + $2[illegible]0 + [illegible]
$50

**Card 13:**
Which makes 175¢?

a) $1 + 25¢ + 25¢ + 5¢
b) $1 + 25¢ + 25¢ + 10¢
c) $1 + 25¢ + 25¢ + 25¢

**Card 14:**
How can you create $176?

a) $100 + $50 + $25 + $1
b) $50 + $50 + $50 + $1
c) $75 + $75 + $75

**Card 15:**
How do you make $15?

a) $5 + $5 + $5
b) $10 + $2 + 4$
c) $7 + $7 + $1

**Card 16:**
How do you make $120?

a) $100 + $25 + $10
b) $60 + $60
c) $50 + $50 + $25 + $10

**Card 17:**
What totals $5?

a) $2 + $2 + $1
b) $1 + $2 + $1 + $1 + $1
c) $3 + $10

**Card 18:**
Ch[illegible] group that equals $150:

a) $[illegible] + $20 + $30
b) [illegible] + $25 + $25
c) [illegible] + $40 + [illegible] + $30

**Car[illegible]**
Which group [illegible]qua[illegible]?

a) $80 + $40 + $40
b) $100 + $40 + $30
c) $50 + $50 + $80

**Card 20:**
What makes 115¢?

a) $1 + 10¢ + 5¢
b) $1 + 25¢
c) $1 + 10¢ + 5¢ + 5¢

PREVIEW

© Super Simple Sheets

Name: _____ 35

Curriculum Connection
F1.1

# Task Cards: Representing Up to $50, $100, and $200

**Answers** Record your answers below

| | |
|---|---|
| 1 | |
| 2 | |
| 3 | |
| 4 | |
| 5 | |
| 6 | |
| 7 | |
| 8 | |
| 9 | |
| 10 | |

| | |
|---|---|
| 11 | |
| 12 | |
| 13 | |
| 14 | |
| 15 | |
| 16 | |
| 17 | |
| 18 | |
| 19 | |
| 20 | |

PREVIEW

© Super Simple Sheets

Name: _____ 36

Curriculum Connection
F1.1

# Making Change

| | | |
|---|---|---|
|  |  |  |
| 15¢ | 45¢ | 75¢ |

**Questions** nge by drawing 5¢ , 10¢ , and 25¢ coins that you would give a customer

| | | |
|---|---|---|
| 1) 25¢ | | 3) 50¢ |
| 4) 10¢ | 5) 30¢ | 60¢ |
| 7) 75¢ | 8) 85¢ | 9) 90¢ |
| 10) 70¢ | 11) 95¢ | 12) 65¢ |

PREVIEW

© Super Simple Sheets

Name: _____ 37

Curriculum Connection
F1.1

# Making Change

| | | |
|---|---|---|
|  |  |  |
| $6 | $23 | $37 |

Question: Make the change by drawing the correct bills and coins

PREVIEW

| | | |
|---|---|---|
| | | |
| 1) $4 | [illegible] | 3) $12 |
| | | |
| 4) $15 | 5) $18 | [illegible] |
| | | |
| 7) $28 | 8) $35 | 9) $41 |
| | | |
| 10) $32 | 11) $39 | 12) $47 |

© Super Simple Sheets

Name: _____ 38

Curriculum Connection
F1.1

# Counting Money

**Questions** | Count the money and write down the total

1)  $_____

2)  $_____

3)  $_____

4)  $_____

5)  $_____

PREVIEW

© Super Simple Sheets

Name: _____ 39

Curriculum Connection
F1.1

# Calculating Change Using $1

**Questions** Calculate how much change you will get

| Money Used and Item | Change Due |
|---|---|
| 1)   | = _____¢ |
| 2)   | = _____¢ |
| 3)   | = _____¢ |
| 4)   | = _____¢ |
| 5)   | = _____¢ |

| Money Used and Item | Change Due |
|---|---|
| 6)   | = _____¢ |
| 7)   | = _____¢ |
| 8)   | = _____¢ |
| 9)   | = _____¢ |
| 10)   | = _____¢ |

PREVIEW

© Super Simple Sheets

Name: _____ 40

Curriculum Connection
F1.1

# Calculating Change Using $2

**Questions** | Calculate how much change you will get

| Money Used and Item | Change Due |
|---|---|
| 1)  | = _____¢ |
| 2)  | = _____¢ |
| 3)  | = _____¢ |
| 4)  | = _____¢ |
| 5)  | = _____¢ |

| Money Used and Item | Change Due |
|---|---|
| 6)  | = _____¢ |
| 7)  | = _____¢ |
| 8)  | = _____¢ |
| 9)  | = _____¢ |
| 10)  | = _____¢ |

PREVIEW

© Super Simple Sheets

Name: _____ 41

Curriculum Connection
F1.1

# Calculating Change Using $5

**Questions** | Calculate how much change you will get

| Money Used and Item | Change Due |
|---|---|
| 1)  | = $_____ |
| 2)   | = $_____ |
| 3)   | = $_____ |
| 4)   | = $_____ |
| 5)   | = $_____ |

| Money Used and Item | Change Due |
|---|---|
| 6)   | = $_____ |
| 7) 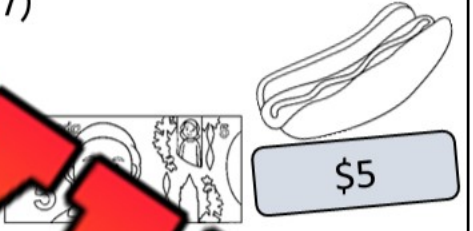  | = $_____ |
| 8)  | = $_____ |
| 9) 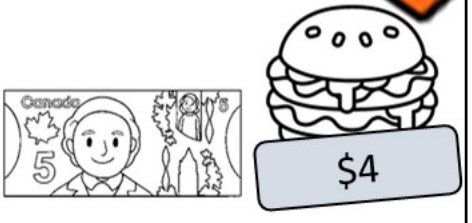  | = $_____ |
| 10) 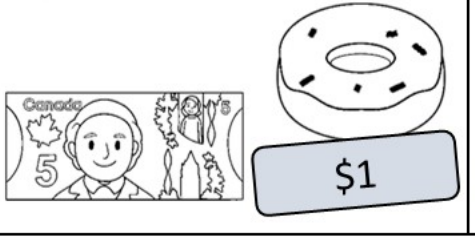  | = $_____ |

PREVIEW

© Super Simple Sheets

Name: _____ 42

Curriculum Connection
F1.1

# Calculating Change Using $10

**Questions** | Calculate how much change you will get

| Money Used and Item | Change Due |
|---|---|
| 1)  | = $_____ |
| 2)   | = $_____ |
| 3)   | = $_____ |
| 4)   | = $_____ |
| 5)   | = $_____ |

| Money Used and Item | Change Due |
|---|---|
| 6)   | = $_____ |
| 7)   | = $_____ |
| 8)  | = $_____ |
| 9)   | = $_____ |
| 10)   | = $_____ |

PREVIEW

© Super Simple Sheets

Curriculum Connection
F1.1

# Exit Cards

**Cut Out** Cut out the exit cards below and have students complete them at the end of class

Name: _____

Calculate how much change you will get.

| Money Used and Item | Change Due |
|---|---|
| 1)   | = $_____ |
| 2)   | = $_____ |
| 3)   | = $_____ |

Name: _____

Calculate how much change you will get.

| Money Used and Item | Change Due |
|---|---|
| 1)   | = $_____ |
| 2)   | = $_____ |
| 3)   | = $_____ |

Name: _____

Calculate how much change you will get.

| Money Used and Item | Change Due |
|---|---|
| 1)   | = $_____ |
| 2)   | = $_____ |
| 3)   | = $_____ |

Name: _____

Calculate how much change you will get.

| Money Used and Item | Change Due |
|---|---|
| 1)   | = $_____ |
| 2)   | = $_____ |
| 3)   | = $_____ |

PREVIEW

© Super Simple Sheets

Name: _____ 44

Curriculum Connection
F1.1

# Calculating Change Using $20

**Questions** | Calculate how much change you will get

| Money Used and Item | Change Due |
|---|---|
| 1)  | = $_____ |
| 2)   | = $_____ |
| 3) 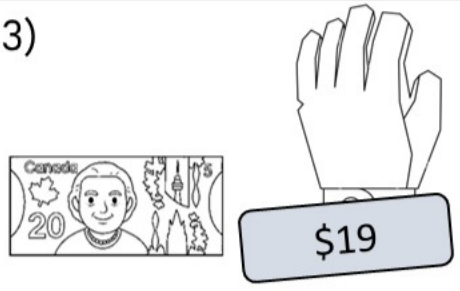  | = $_____ |
| 4)   | = $_____ |
| 5) 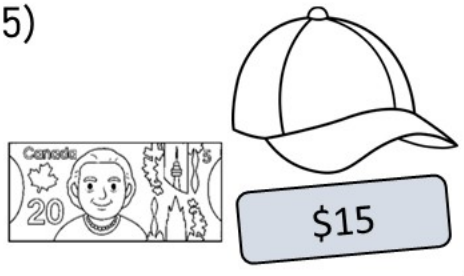  | = $_____ |

| Money Used and Item | Change Due |
|---|---|
| 6)   | = $_____ |
| 7)   | = $_____ |
| 8)  | = $_____ |
| 9)   | = $_____ |
| 10) 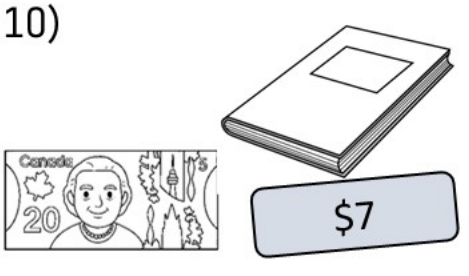  | = $_____ |

PREVIEW

© Super Simple Sheets

Name: _____ 45

Curriculum Connection
F1.1

# Calculating Change Using $50 and $100

**Questions** | Calculate how much change you will get

| Money Used and Item | Change Due |
|---|---|
| 1)  | = $_____ |
| 2)   | = $_____ |
| 3)   | = $_____ |
| 4)   | = $_____ |
| 5)   | = $_____ |

| Money Used and Item | Change Due |
|---|---|
| 6)   | = $_____ |
| 7)   | = $_____ |
| 8)  | = $_____ |
| 9)   | = $_____ |
| 10)   | = $_____ |

PREVIEW

© Super Simple Sheets

Name: _____ 46

Curriculum Connection
F1.1

# Calculating Change







Change
= $8

**Questions** Calculate how much change you will get

PREVIEW

| Money Used and Item | Change Due |
|---|---|
| 1)     | ¢ |
| 2)   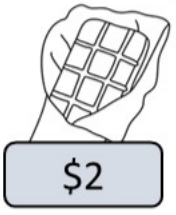  | = $_____ |
| 3)     | = $_____ |
| 4)     | = _____¢ |
| 5)     | = $_____ |

| Money Used and Item | Change Due |
|---|---|
| 6)     | = $_____ |
| 7)    | = $_____ |
| 8)     | _____ |
| 9)     | = $_____ |
| 10)     | = $_____ |

© Super Simple Sheets

Name: _____ 47

Curriculum Connection
F1.1

# Calculating Change Using Coins

| Money Used | Item | Change Due | Coins |
|---|---|---|---|
|  |  | $3 |  |

**Questions** Fill in the table to provide change to your customer

| Money Used | Item | Change Due | Draw Coins |
|---|---|---|---|
|  |  | | |

| Money Used | Item | Change Due | Draw Coins |
|---|---|---|---|
|  |  | | |

| Money Used | Item | Change Due | Draw Coins |
|---|---|---|---|
|  |  | | |

| Money Used | Item | Change Due | Draw Coins |
|---|---|---|---|
|  |  | | |

| Money Used | Item | Change Due | Draw Coins |
|---|---|---|---|
|  |  | | |

PREVIEW

© Super Simple Sheets

Name: _____ 48

Curriculum Connection
F1.1

# Adding Money

| | | |
|---|---|---|
|  |  | Total |
| $30 | $15 | $45 |

Questions: Add the money below

| | | |
|---|---|---|
|  |  | Total |
| $ _____ | $ _____ | $ _____ |
|  |  | Total |
| $ _____ | $ _____ | $ _____ |
|  |  | Total |
| $ _____ | $ _____ | $ _____ |
| 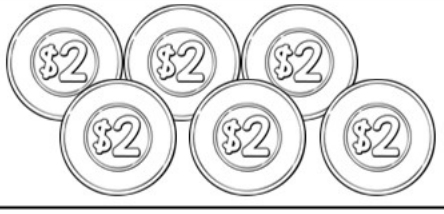 |  | Total |
| $ _____ | $ _____ | $ _____ |

PREVIEW

© Super Simple Sheets

Name: _____ 49

Curriculum Connection
F1.1

# Adding Money

| Questions | Add the money below |
|---|---|

| | | |
|---|---|---|
|  |  | Total |
| $ _____ | $ _____ | $ _____ |
|  |  | Total |
| $ _____ | $ _____ | $ _____ |
|  |  | Total |
| $ _____ | $ _____ | $ _____ |
|  |  | Total |
| $ _____ | $ _____ | $ _____ |
|  |  | Total |
| $ _____ | $ _____ | $ _____ |

PREVIEW

© Super Simple Sheets

Name: _____ 50

Curriculum Connection
F1.1

# Money Word Problems

**Questions** | Answer the word problems below

1) Jim was shopping for a basketball and a pump. The pump is $6, and the basketball is $16. He hands the cashier $25. How much change will he get?



2) Paul work[illegible] crea[illegible]n. A customer orders 2 ice cream cones for $4. They hand hi[illegible]10 b[illegible]o[illegible]ch change does he need to give back?

3) Ally went to the movies tonight with her fr[illegible] paid [illegible]r her movie ticket, $6 for her popcorn, and $4 for her drink. H[illegible]h m[illegible] did she spend?




4) Lexi has saved enough money to buy a game for her computer. It costs $44 and she hands the cashier a $50 bill. Will she have enough money left to buy a $5 ice cream?

PREVIEW

© Super Simple Sheets

Curriculum Connection
F1.1

# Exit Cards

**Cut Out** Cut out the exit cards below and have students complete them at the end of class

Name: _____

Answer the questions below.

1) Daniel bought a toy truck for $12 and a puzzle for $7. He paid with a $20 bill. How much change did he get back?

2) Liam wants to buy a new backpack for $36. He has three $10 bills and four $2 coins. Does he have enough money? How much more does he need or how much will he have left over?

Name: _____

Answer the questions below.

1) Daniel bought a toy truck for $12 and a puzzle for $7. He paid with a $20 bill. How much change did he get back?

2) Liam wants to buy a new backpack for $36. He has three $10 bills and four $2 coins. Does he have enough money? How much more does he need or how much will he have left over?

Name: _____

Answer the questions below.

1) Daniel bought a toy truck for $12 and a puzzle for $7. He paid with a $20 bill. How much change did he get back?

2) Liam wants to buy a new backpack for $36. He has three $10 bills and four $2 coins. Does he have enough money? How much more does he need or how much will he have left over?

PREVIEW

© Super Simple Sheets

Name: _____ 52

Curriculum Connection
F1.1

# Assignment – Going Shopping

**Questions** | Answer the questions below



Look around the classroom and find 5 objects you'd like to buy. Estimate the price of the 5 objects and then add up the total. Next, decide what bills and coins you will use to buy the objects. Lastly, you will need to calculate how much change you will get back.

PREVIEW

1) List the objects you would like to buy and estimate how much they would cost.

| Object Name | Cost |
|---|---|
| Object 1 | |
| Object 2 | |
| Object 3 | |
| Object 4 | |
| Object 5 | |

2) What is the total cost of the 5 objects?

3) What bills and/or coins will you use to pay for the objects? Draw them below.

4) How much change will you get back?

© Super Simple Sheets

Name: _____ 53

# Financial Literacy Test

## Part 1 — Count the money in each column to make a benchmark dollar amount



1) _____



2) _____



3) _____



4) _____



5) _____



7) _____



8) _____

PREVIEW

## Part 2 — Count the money in [illegible] column[illegible] add up the total

1)









Total

2)









Total

3)









Total

## Part 3 Count the coins and write the total below



1) _____



2) _____



3) _____



4) _____



_____



6) _____

PREVIEW

## Part 4 Count the m... each ...nd then add up the total

| 1)  |  |  | Total |
|---|---|---|---|
| | | | |

## Part 5 Fill in the table to provide change to your custom...

| Money Used | Item | Change Due | Draw Coins |
|---|---|---|---|
|  |  | | |

| Money Used | Item | Change Due | Draw Coins |
|---|---|---|---|
|  |  | | |

© Super Simple Sheets

## Part 6 — Count the money in each column and then total up the amount

| | | |
|---|---|---|
|  |  | Total |
| $_____ | $_____ | $_____ |
|  | 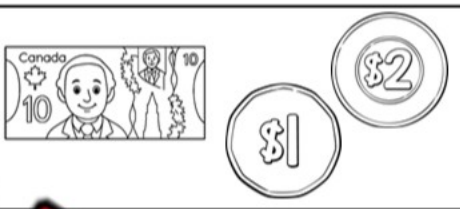 | Total |
| $_____ | $_____ | $_____ |

PREVIEW

## Part 7 — Answ[illegible]rd pr[illegible] below

1) Becky bought a burger for $4 ar[illegible] for $[illegible] she paid with a $10 bill. How much change will she get?

Change = _____

Draw [illegible] coins

2) Alex works at a candy store. A customer buys 3 lollypops for $3 each. They give Alex a $20 bill. How much change will Alex give the customer?

Change = _____

Draw the coins

© Super Simple Sheets