Grade 1 – Science Unit

DAILY AND SEASONAL CHANGES

	Curriculum Expectations	Pages That Cover the Expectations
E1.1	assess the impact of daily and seasonal changes on human outdoor activities, and identify innovations that enable people to engage in various activities year-round	36-39, 42-44, 62-68, 71-73, 76-79, 92-94, 98-100, 103, 107-113
E1.2	assess ways in which daily and seasonal changes have an impact on society, the environment, and living things in the natural environment	36-39, 42-44, 62-68, 71-73, 76-79, 82-90, 92-103-113
E2.1	d S c	, 21-22, 7-113
E2.2	d r a	60, 61
E2.3	describe the changes in the amount of light and heat from the Sun that occur throughout the day and in the four seasons	36-39, 41-44. 61, 107-113
E2.4	describe and compare the four seasons in terms of the weather, including precipitation and temperature, in their local area	52-59, 62-63, 69-72, 74-81, 92-93, 95-96, 98-102, 107-113
E2.5	describe changes in the appearance or behaviour of living things that are adaptations to seasonal changes	64-68, 73, 82-90, 94, 98-100
E2.6	describe how humans prepare for, and respond to, daily and seasonal changes	64-68, 73, 94, 98-100, 103-113

Preview of 80 pages from this product that contains 178 pages total.

Grade 1 Science Unit

Strand A - STEM Investigation and Communication Skills

`	Curriculum Expectations	Pages That Cover the Expectations
A1.1	use a scientific research process and associated skills to conduct investigations	51
A1.2	use a scientific experimentation process and associated skills to conduct investigations	26-27, 45-46
A1.3	use an engineering design process and associated skills to design, build, and test devices, models, structures, and/or systems	13-16, 19-20, 23-24, 40, 45-46
A1.4	follow established health and safety procedures during science and technology investigations, including wearing appropriate protective equipment and clothing and safely using tools, instruments, and materials	13-16, 19-20, 23-24, 26-27, 40
A1.5	communicate their findings, using science and technology vocabulary and formats that are appropriate for specific audiences and purposes	13-16, 19-20, 23-24, 26-27, 40
A2.1	write and execute code in investigations and when modelling concepts, with a focus on creating clear and precise instructions for simple algorithms	49-50
A2.2	identify and describe impacts of coding and of emerging technologies on everyday life	45-46
A3.1	describe practical applications of science and technology concepts in their home and community, and how these applications address real-world problems	45-48,
A3.2	investigate how science and technology can be used with other subject areas to address real-world problems	45-46, 48
A3.3	analyse contributions to science and technology from various communities	48

© Super Simple Sheets

DAILY AND SEASONAL CHANGES



© Super Simple Sheets

Name: _____ 8

Curriculum Connection
E2.1

The Sun - Seasons

In Ontario, we have four seasons: summer, autumn (fall), winter, and spring. These seasons have different weather. In the winter, it is cold and snowy. In the summer, it is warm and sometimes hot. In the fall and spring, it is not too hot or too cold.

We have different seasons because of the Sun. The Earth moves around the Sun. In one year from now, the Earth will be in the same place around the Sun. This means the weather will be the same next year on this date.

In the winter, Ontario is located furthest from the Sun. In the summer, Ontario is located closest to the Sun.

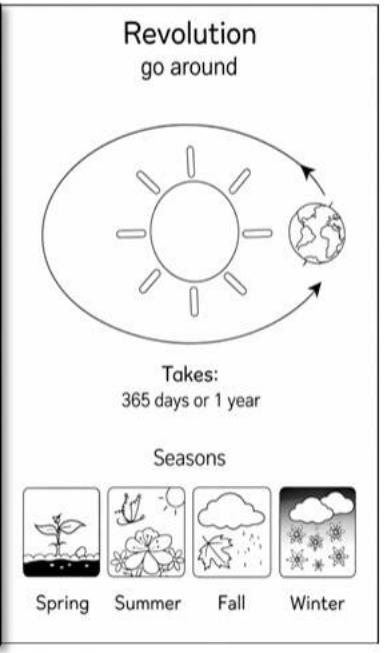

PREVIEW

Questions Answer the questions below

1) In the winter, Ontario is _____ to the Sun.	Furthest	Closest
2) In the summer, Ontario is _____ to the Sun.	Furthest	Closest
3) The Earth moves around the _____.	Sun	Moon
4) Summer is the _____ season.	Coldest	Hottest
5) Fall and spring have _____ temperatures.	The Same	Different

Draw Draw where the Earth might be as it circles the Sun

Summer	Fall	Winter	Spring

© Super Simple Sheets

Name: _____ 9

Curriculum Connection
E2.1

The Sun

Directions Draw a picture of the sun below



PREVIEW

Directions Circle the words and pictures that ar ate



Hot

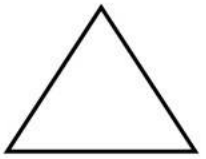

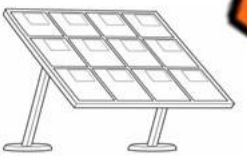

Cold



Big

Small













Name: _____ 10

Curriculum Connection
E2.1

The Sun - Facts

Activity Draw a picture of the sun below.

The sun is hot!

The sun is big!
...w it ...de the small earth

The sun gives us heat

The sun gives us light

PREVIEW

© Super Simple Sheets

Curriculum Connection
E2.1

Exit Cards

Cut Out Cut out the exit cards below and have students complete them at the end of class.

Name: _____

Circle Yes or No for each question.

Mark

1) Is the sun a star?	Yes / No
2) Is the sun a solid rock?	Yes / No
3) Is the sun very big?	Yes / No
4) Is the sun a yellow dwarf star?	Yes / No
5) Are all stars smaller than the sun?	Yes / No

Name: _____

Circle Yes or No for each question.

Mark

1) Is the sun a star? Yes / No
2) Is the sun a solid rock? Yes / No
3) Is the sun very big? Yes / No
4) Is the sun a yellow dwarf star? Yes / No
5) Are all stars smaller than the sun? Yes / No

Name: _____

Circle Yes or No for each question.

Mark

1) Is the sun a star? Yes / No
2) Is the sun a solid rock? Yes / No
3) Is the sun very big? Yes / No
4) Is the sun a yellow dwarf star? Yes / No
5) Are all stars smaller than the sun? Yes / No

PREVIEW

© Super Simple Sheets

Name: _____ 17

Curriculum Connection
E2.1

Drawing Suns – Tracing and Colouring

Draw Trace and colour the suns. Use orange and yellow together.



PREVIEW

© Super Simple Sheets

Name: _____ 18

Curriculum Connection
E2.1

Without the Sun



Activity Circle what would happen if we didn't have the sun.

1) We would be	Hot	Frozen
2) It would be	Light	Dark
3) Plants	Grow	Die
4) We would have	Seasons	Problems
5) We would	Fun	Food
6) We would walk to	Darkness	Light
7) It would never be	Summer	Winter
8) We could get no _____ energy	Solar	Wind
9) The oceans, lakes, and rivers would be	Warm	Cold
10) You wouldn't need	Sunglasses	Gloves

PREVIEW

Draw Draw a picture of what life would be like without the sun.

© Super Simple Sheets

Name: _____ 19

Curriculum Connection
A1.3, A1.4, A1.5

Experiment – Making a Sundial

Research Question Can we tell time without a watch?

A sundial can be used to tell the time using shadows. Where the shadow points is the time.





Material we need for our experiment?

1) Paper Pl
2) Marker
3) Pencil
4) Playdough or cl

Method How do we comp e exp ent?

Create Your Paper Plate Sundial

1) Write the numbers on the plate, just t gr ve. Your sundial will look just like a clock.
2) Stick a pencil through the middle of the paper late e playdough or clay to make it stand up.

Using Your Sundial

1) First thing in the morning, find a sunny area where there won't be any shade (away from trees)
2) Put the plate down and check the time. When it is a round number (ex. 9:00am), turn the plate so that the shadow points to the current time
3) Check back in an hour to see if the sundial is working.
4) When the shadow is between numbers, the time is between those numbers. For example, if it is between 1 and 2, it could be 1:30. If the shadow is closer to the 2, it could be 1:45.

PREVIEW

© Super Simple Sheets

Name: _____ 20

Curriculum Connection
A1.3, A1.4, A1.5



Observations

Check your sundial throughout the day.

Clock Time (Ask your teacher for the time)	**Where is the Shadow?** "between the _____ and the _____" or "on the _____"

PREVIEW

Results

Answer the questions below.

1) Who would have used sundials? Circle the answers			
Your Brother	Your Sister	Your Parents	Your Grandparents
Your Great Grandparents	Old Communities	Pioneers	Sailors

2) What is the main thing that allows a sundial to work?			
Markers	Paper Plate	A Stick or Pencil	The Sun

© Super Simple Sheets

Name: _____ 21

Curriculum Connection
E2.1

Earth's Rotation and Revolution

Did You Know?
The Earth is moving right now in two different ways.

1) It is rotating. This means it is spinning! It takes 24 hours for the E[illegible] to do one full spin. For [illegible]in, we count 1 da[illegible]

2) It [illegible] moving [illegible] the Sun. It takes 2[illegible] the Earth to [illegible] the w[illegible] around the S[illegible] We c[illegible] a revolution.

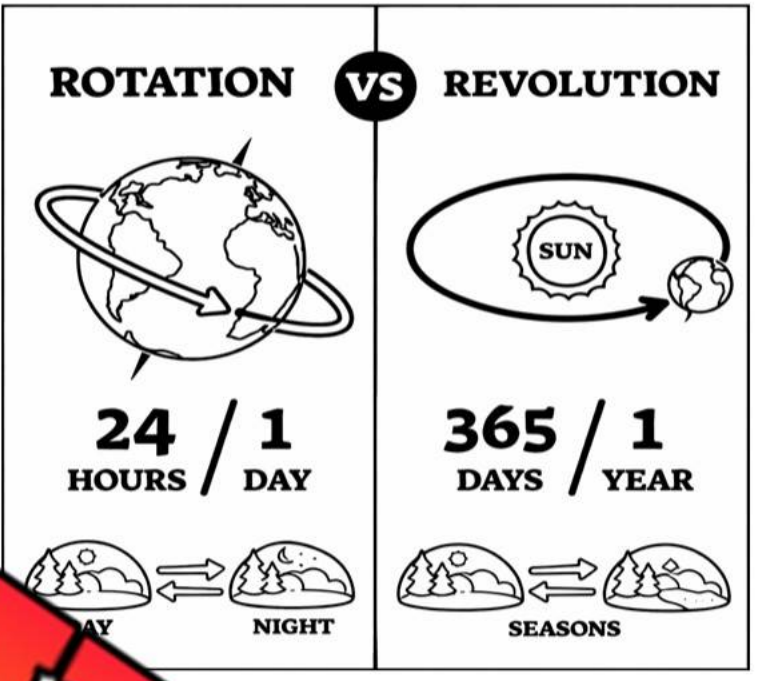

Activity Draw a picture of the [illegible]tion [illegible].

A basketball spinning like the Earth	A race car moving around a racetrack like the Earth moves around the Sun

PREVIEW

Curriculum Connection
E2.1

Exit Cards

Cut Out Cut out the exit cards below and have students complete them at the end of class.

Name: _____ | Mark

Circle yes or no for each question.

1) Does the Earth spin to make day and night?	Yes / No
2) Does the Earth take 1 hour to spin one time?	Yes / No
3) Does the Earth move around the Sun?	Yes / No
4) Does spinning make the seasons change?	Yes / No

Name: _____ | Mark

Circle yes or no for each question.

1) Does the Earth spin to make day and night?	Yes / No
2) Does the Earth take 1 hour to spin one time?	Yes / No
3) Does the Earth move around the Sun?	Yes / No
4) Does spinning make the seasons change?	Yes / No

Name: _____ | Mark

Circle yes or no for each question.

1) Does the Earth spin to make day and night?	Yes / No
2) Does the Earth take 1 hour to spin one time?	Yes / No
3) Does the Earth move around the Sun?	Yes / No
4) Does spinning make the seasons change?	Yes / No

Name: _____ | Mark

Circle yes or no for each question.

1) Does the Earth spin to make day and night?	Yes / No
2) Does the Earth take 1 hour to spin one time?	Yes / No
3) Does the Earth move around the Sun?	Yes / No
4) Does spinning make the seasons change?	Yes / No

PREVIEW

© Super Simple Sheets

Name: _____ 23

Curriculum Connection
A1.3, A1.4, A1.5

Experiment – Orbiting Earth Around the Sun

Research Question What happens when the Earth orbits around the Sun?

How much time goes by when the Earth travels around the Sun?



Material What do we need for our experiment?

- Cake ba
- Playdoug ake a
- A small ball rbl





Method How do we co lete ent?

1) Make a circle with the playdough t he S
2) Place the Sun in the middle of the pan
3) Add the ball to the pan to represent the Earth
4) Tilt the pan to show the Earth orbiting around the Sun. E h time the Earth orbits the Sun is 1 year. Try to make the Earth orbit around the Sun at a consistent speed.
5) A **revolution** is one full orbit around the Sun. One revolution is one year of time.
6) Let students take turns to orbit the Earth around the Sun. Have them count out the years as the Earth orbits the Sun. The students could orbit the Earth the number of years they have been alive.

PREVIEW

© Super Simple Sheets

Name: _____ 24

Curriculum Connection
A1.3, A1.4, A1.5

Observations Answer the questions below.



1) How many times does the Earth orbit the Sun in a year?

2) How many times has the Earth orbited the Sun in your life?

3) Does the Earth orbit around the Sun or does the Sun orbit around the Earth?

Earth orbits the Sun

Sun orbits the Earth

Draw Draw a picture of the Earth and the Sun with arrows.

PREVIEW

© Super Simple Sheets

Name: _____ 25

Curriculum Connection
E2.1

Earth's Rotation – Day and Night

Did You Know?

As the Earth spins, the places on Earth that are pointed at the Sun are lit up. This means it is daytime.

When parts of the Earth, are dark because the Sun's light cannot reach it. This means it is nighttime.

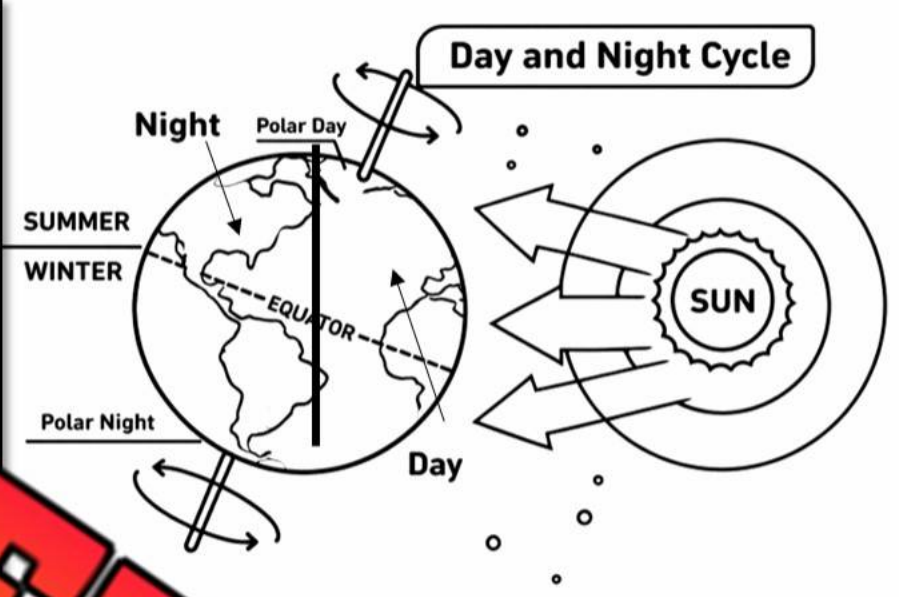

PREVIEW

Activity Circle whether it is nighttime or daytime

1) The Sun is pointed towards your town.		
2) The Sun is pointed away from your town.		
3) It is light on the other side of the world.		
4) It is dark on the other side of the world.		
5) It was light 24 hours ago.		
6) It was dark half a day ago.		
7) You are at school.		
8) You are in bed.		
9) You can't see the Sun anymore.		
10) It is sunrise.		

© Super Simple Sheets

Name: _____ 26

Curriculum Connection
A1.2, A1.4, A1.5

Experiment – Rotating Earth

Research Question Why do we have day and night?

Why do we have a day with light and a night with no light?





Materials We need for our experiment?

- Globe
- Lamp or st flash
- Dark room



Method How do we complet xper t?

1) Take the lamp shade off the lamp.
2) Put the globe about 20 centimetres away e li
3) Point the globe so that Canada is being lit up. Notic of the world are dark while Canada is light.
4) Spin the globe slowly. Notice if some parts are now a bit lit up and some places are now in the dark.
5) Keep spinning the globe until Canada is now in the dark. Which countries are now lit up?



6) Now switch the position of the lamp and the globe. Notice when you repeat the steps above that Canada is either further or closer to the Sun. This creates our seasons.

PREVIEW

© Super Simple Sheets

Name: _____ 27

Curriculum Connection
A1.2, A1.4, A1.5

Observations | Answer the questions below.



1) When it is light in Canada, which countries are in the dark?	
1)	
2)	
3)	
4)	
5)	

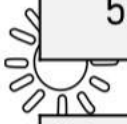

2) When Canada is pos[illegible] so[illegible]ints closer to the Sun, which season is it?			
Summer	Winter	[illegible]	Spring

3) When Canada is positioned so that it p[illegible] [illegible]om the Sun, which season is it?			
Summer	Winter	Fall	[illegible]

4) When the Sun's light can't reach Canada, it is...	
Day	Night

5) When it is light in China, it is _____ in Canada.	
Light	Dark

6) When it is light in the United States, it is _____ in Canada.	
Light	Dark

PREVIEW

© Super Simple Sheets

Name: _____ 28

Curriculum Connection
E2.2

What is a Cycle?

A cycle is when events happen over and over. For example, we all have a sleep and awake cycle. The two events repeat over and over. We sleep and then we wake up and then we sleep again and then we wake up.

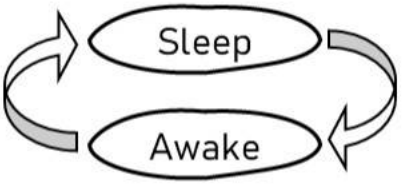

This is a

ight and day are two more events that happen

d o r. It is daytime and then nighttime, and then

me a s cycle has repeated for a long time!

PREVIEW

Cycle

Can you use t d k s to fill in the cycle below?

Evening	Sunrise	A noo	Sunset

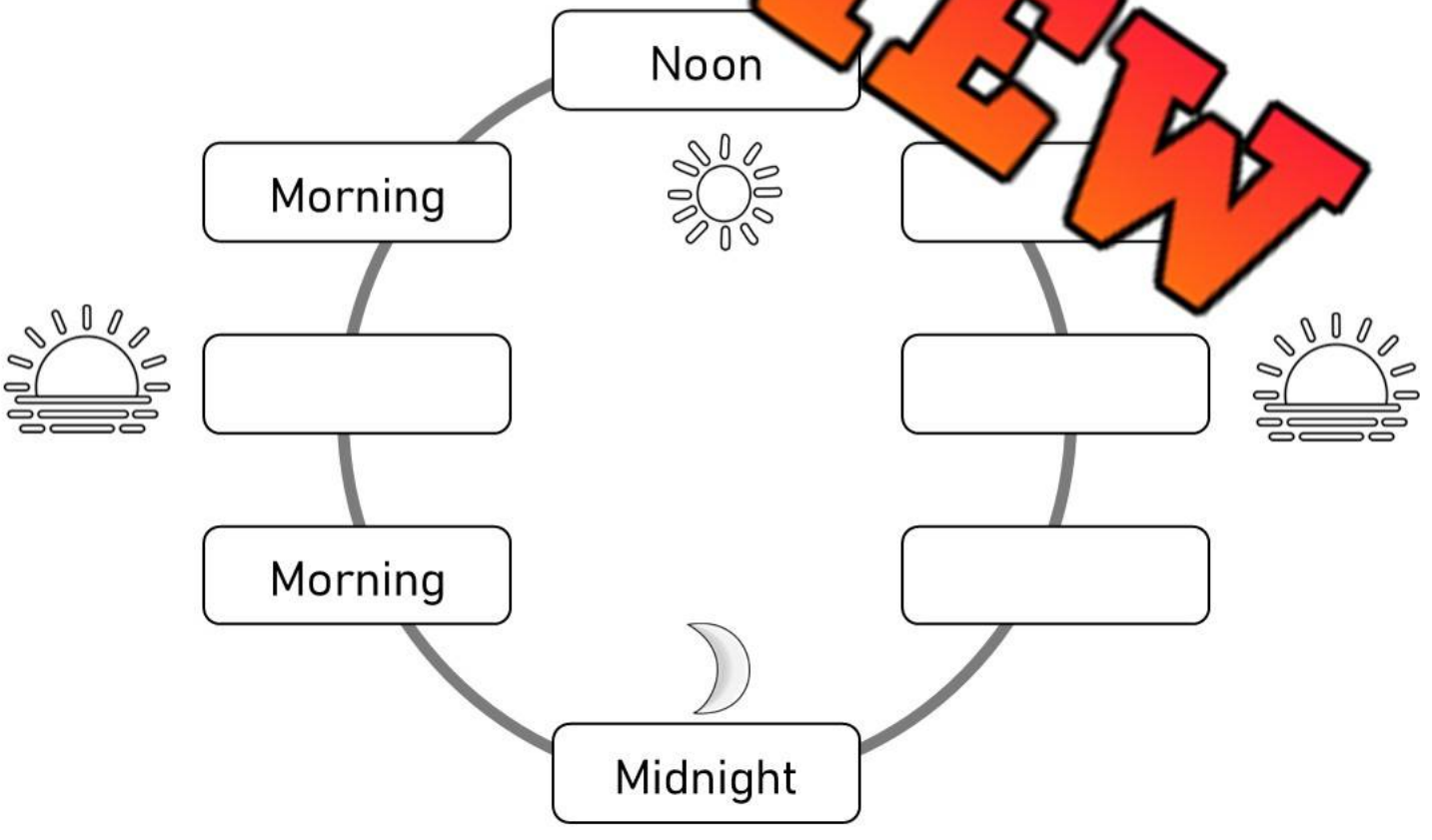

Name: _____ 29

Curriculum Connection
E2.2

Cycles In Your Life - Eating

Eating Cycle	Use the word bank to fill in your meal cycle. Draw pictures of the food you eat at each meal.

Dinner	Lunch	Breakfast





PREVIEW





© Super Simple Sheets

Name: _____ 31

Curriculum Connection
E2.2

Cam's Cycle

Cam has been doing the same things lately. He feels his life is like a cycle. Here is what he does each day.

1) Wake up 2) Go to school 3) Watch TV 4) Practise reading 5) Go to sleep

Cycle ... events of Cam's life below.



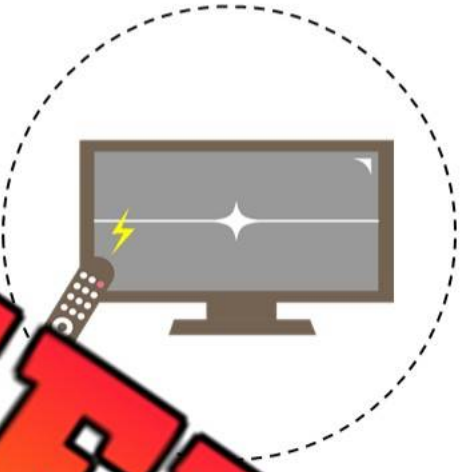







PREVIEW

© Super Simple Sheets

Name: _____ 32

Curriculum Connection
E2.2

Cam's Cycle

Cycle Paste Cam's events in the circles below.



PREVIEW

© Super Simple Sheets

Name: _____ 33

Curriculum Connection
E2.2

Cycles in Your Life

Can you think of 6 important things you do everyday? Put them in the cycle below.

Cycl Draw of events in your life.



PREVIEW

Name: _____ 34

Curriculum Connection
E2.2

Plant Life Cycle

A plant goes through a life cycle. It goes from seed to plant and then back to seed.

Cycle Draw pictures below of each stage of a plant's life cycle.



Seed





Fruit

Seed with Sprout

PREVIEW



Flower

Adult Plant



Name: _____ 35

Curriculum Connection
E2.2

Human Life Cycle

Draw Draw a line through the white circles to put human life cycle in the correct order.



Infant



Child

Teen





Elderly Person

Adult



PREVIEW

© Super Simple Sheets

Name: _____ 36

Curriculum Connection
E1.1, E1.2, E2.3

Day and Night

What Is Day and Night?

Day and night happen because the Earth spins. The Earth takes 24 hours t[illegible]in one full time. When our side of Earth faces the Sun, it is day. W[illegible]turns away from the Sun, it is night. In the day, the sky is bright[illegible]ee[illegible]Sun. It is often warmer. At night, the sky is dark. We can s[illegible]e M[illegible]a[illegible]rs. It is often cooler.

PREVIEW



W[illegible]pe[illegible]in the Day?

- [illegible]he Su[illegible]up
- We ca[illegible]e[illegible]
- Many people g[illegible]sc[illegible]
- Some animals are awake

What Happens at Night?

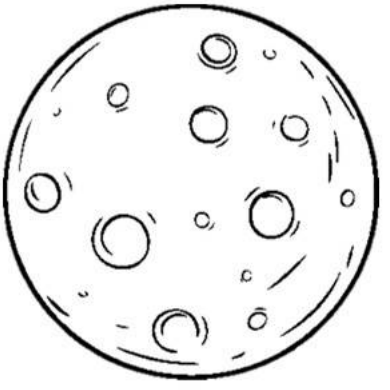

- The Sun is not in the sky
- We see the Moon and stars
- People sleep at night
- Some animals are awake at night

© Super Simple Sheets

Name: _____ 37

Curriculum Connection
E1.1, E1.2, E2.3



Questions Circle the correct answers below.

1) During the day, it is...	Light	Dark
2) During the day, the sun	Rises	Sets
3) During the day, it is	Warmer	Colder
4) There is/are less sunlight during the day	More	Less
5) During the day, you can see	Stars	The Sun
6) During the day, the sun is	Stars	The Sun
7) During the night, you can see the	Moon	The Sun
8) While it is daytime in Canada, it is [illegible]	Daytime	Nighttime
9) Some animals are nocturnal and sleep during the	Day	Night
10) Bats, foxes, and raccoons sleep during the		Night

PREVIEW

Day and Night Colour the daytime text yellow and the nighttime text blue.

Dark	Warmer	Sun	Owls	Sunlight
Light	Playing	Colder	Bedtime	
Fox	Humans Sleep	Stars	Lamps	
Telescope	Raccoon	School	Moon	Lightbulbs

Curriculum Connection
E1.1, E1.2, E2.3

Exit Cards

Cut Out Cut out the exit cards below and have students complete them at the end of class.

Name: _____ Mark ____

Check only the true statements.

Statement	✓
The sun rises during the day.	
The sky is dark during the day.	
You can see stars during the day.	
The sun comes out at night.	
Daytime is usually warmer than nighttime.	

Name: _____ Mark ____

Check only the true statements.

Statement	✓
The sun rises during the day.	
The sky is dark during the day.	
You can see stars during the day.	
The sun comes out at night.	
Daytime is usually warmer than nighttime.	

Name: _____ Mark ____

Check only the true statements.

Statement	✓
The sun rises during the day.	
The sky is dark during the day.	
You can see stars during the day.	
The sun comes out at night.	
Daytime is usually warmer than nighttime.	

Name: _____ Mark ____

Check only the true statements.

Statement	✓
The sun rises during the day.	
The sky is dark during the day.	
You can see stars during the day.	
The sun comes out at night.	
Daytime is usually warmer than nighttime.	

PREVIEW

© Super Simple Sheets

Name: _____ 39

Curriculum Connection
E1.1, E1.2, E2.3

Questions	Cut and paste the night and day pictures under the right category.

Day	Night

PREVIEW



Name: _____ 40

Curriculum Connection
A1.3, A1.4, A1.5

Experiment – Moon Phases

Recreate the moon phases using Oreo cookies. Follow the instructions below to complete the activity.



Materials [illegible]at you need

- 8 [illegible] cookie[illegible]
- Paper pla[illegible]
- A popsicle stic[illegible] ther[illegible] scraping the frosting

Procedure How you complete [illegible]tivity

1) Separate the cookie so that the icing is on one side of the cookie and not the other. Twisting the cookie a bit works to achieve this.
2) Use the popsicle stick to create each phase of the moon
3) Glue the phase of the moon onto the paper plate. Make sure to put them in order
4) Label the moon phases with their official name

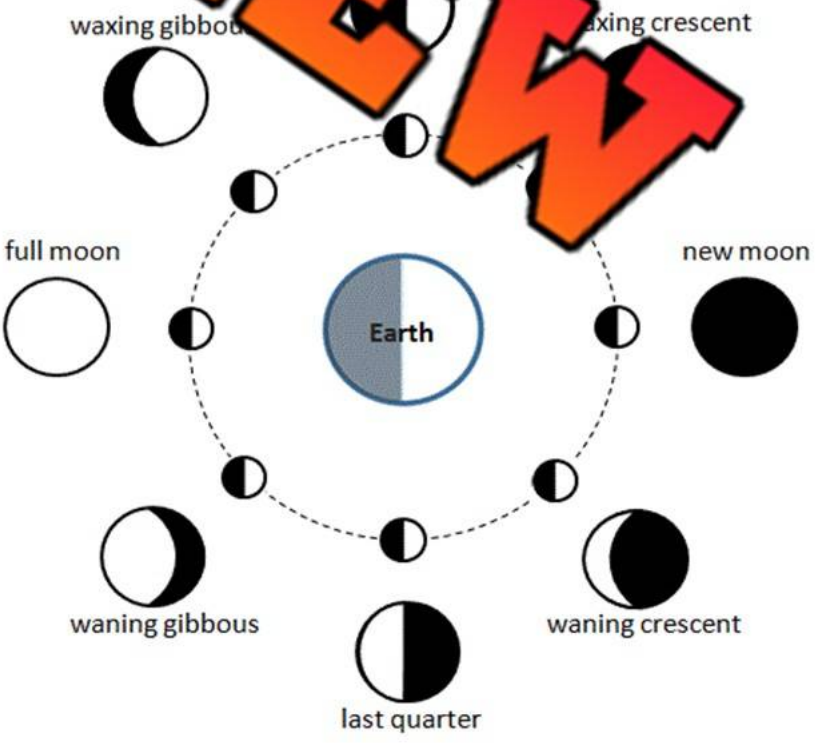

PREVIEW

Name: _____ 42

Curriculum Connection
E1.1, E1.2, E2.3

Day and Night – Fill in the Blanks



Fill in the Blanks Which word is missing? Circle your answer.

1) The sun shines during the _____.	Day	Night
2) We see the _____ at night.	Sun	Moon
3) It gets warm during the _____.	Day	Night
4) It gets _____ during the night.	Warmer	Colder
5) At night, we can sometimes see _____ in the sky.	stars	The sun
6) We can't always see stars at night because _____.	Clouds	sun
7) During the day, it is _____.	Light	Dark
8) We eat _____ at night.	Lunch	Dinner
9) We eat _____ during the day.	Lunch	Dinner
10) The sun has _____ during the day.	Risen	Set

PREVIEW

© Super Simple Sheets

Name: _____ 43

Curriculum Connection
E1.1, E1.2, E2.3

Day and Night Activities

Word Search

Find the words from the word bank.

Day	Night	Light	Dark	Sleep
Play	Sun	Moon	Warm	Cold

Z	C	N	C	E	S	M	N	W	B	J	C	P	E	V	W	V
Y	P	S	U	O	I	A	O	E	N	R	V	G	L	X		
N	O	N	O	G	R	Q	K	L	S	F	G	I	G			
Y	H	E	H	M	N	X	W	P	I	C	G	S				
B	R	T	Z	I	M	X	F	C	P	H	Q					
F	I	H	F	V	S	M	H	N	D	T	P	T	T			
P	L	R	C	O	L	D	S	Q	L	D	C	W	F			
O	G	R	Z	K	C	J	D	R	Z	O	R	O	G	J		
Z	V	J	D	T	U	Z	A	P	A	G	F	N	Z	T		
D	E	T	D	B	R	S	Y	Q	D	C	D	X	D			

PREVIEW

Day or Night?

Circle day or night under each picture.



Day | Night



Day | Night



Day | Night



Day | Night



Day | Night



Day | Night



Day | Night



Day | Night

© Super Simple Sheets

Name: _____ 45

Curriculum Connection
A2.1, A2.2, A3.1, A3.2

Coding – Automatic Street Lights

Street lights make our cities safer. With the lights on at night, we can see better. This is helpful for us in many ways.



- ✓ Can drive safer
- ✓ Can play outside longer
- ✓ Stop theft and crime

City lights are often on timers. Codes are used to program these lights. The coding might look like:



if the time is between 7:00pm and 6:00am	
then turn lights	on
if the time is between 6:00am and 6:59pm	
then turn lights	on

PREVIEW

Fill in the Blanks Use the word bank words to fill in the blanks.

Word Bank			
code	crime	safer	longer

1) Lights make driving _____.

2) Street lights are turned on by a _____.

3) Street lights stop _____.

4) Street lights are programmed using a _____.

5) Lights let us play outside _____.

© Super Simple Sheets

Name: _____ 46

Curriculum Connection
A2.1, A2.2, A3.1, A3.2

Coding Use the code to figure out if the lights are on or not.

if the time is between 7:00pm and 6:00am
then turn lights (on)
if the time is between 6:01am and 6:59pm
then turn lights (off)



1) Thom…tting ready for bed. It is 8:00pm.	
Li…	Lights Off

2) Thomas just …e up …m	
Lights On	Lights Off

3) Thomas is leaving the movies. …is 9:00 …wa… …t his bed time!	
Lights On	…g…

4) Thomas invited a friend to come play. It is noon, 12:0…	
Lights On	Lights Of…

5) Thomas is going to hockey after school. It is 7:00pm.	
Lights On	Lights Off

6) Thomas just got on the bus for school. It is 9:00am.	
Lights On	Lights Off

PREVIEW

© Super Simple Sheets

Name: _____ 47

Curriculum Connection
A3.1

Colour Colour the scene below.



Colour Colour the street lights below.

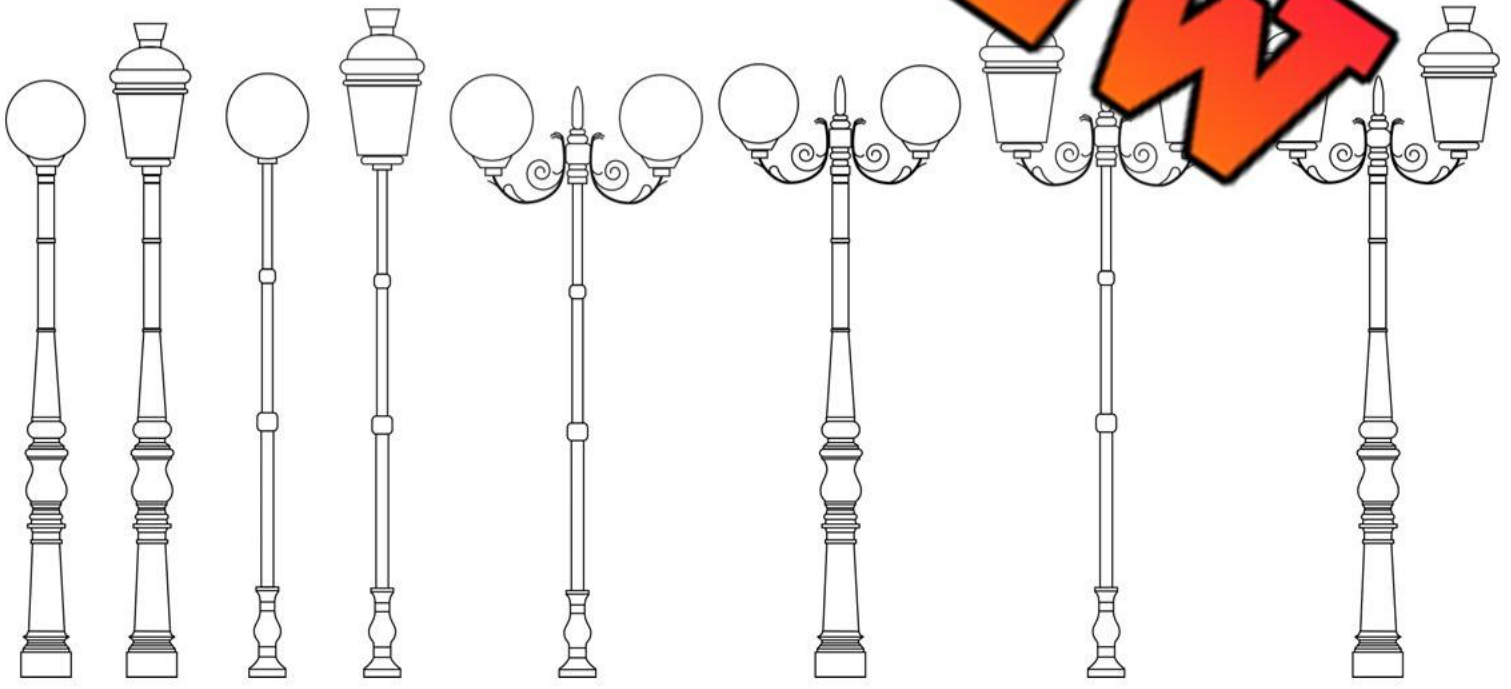

PREVIEW

© Super Simple Sheets

Name: _____ 48

Curriculum Connection
A3.1, A3.2, A3.3

History of Street Lights

History of Street Lights
In the year 1417, the mayor of London, England made it the law that everyone had to hang lanterns outside of their homes after dark and in the winter.

In 1879, Thomas Edison created the first lightbulb. These bulbs w ed for streetlights years later. Before lightbulbs, people l il to make a flame that made light.



PREVIEW

Colour Col ghtbulb and the oil lamp.

	
Lightbulb	**L La**

Questions Answer the questions below.

1) Who invented the lightbulb?
2) Which is safer – a lightbulb or oil lamp?

Lightbulbs	Oil Lamps

3) Is it easier to have automatic timers or to have everyone turn a light on outside of their house at night?

Use Timers	Use People

© Super Simple Sheets

Name: _____ 49

Curriculum Connection
A2.1

If Then Conditional Statements - Activity

Questions Follow the if/then statements to move the car to its home.

1)	If the Sun orbits the Earth	then	Move ↓ 2 spots
2)	If the Earth orbits the Sun	then	Move → 2 spots
3)	If [illegible] heats up the Earth	then	Move ↓ 4 spots
4)	If the Earth [illegible]	then	Move → 2 spots
5)	If winter [illegible] summer	then	Move ↑ 4 spots
6)	If spring is [illegible]	then	Move ← 2 spots
7)	If street lights keep [illegible]	then	Move → 3 spots
8)	If it is dark in China and Light [illegible] Canada	then	Move ↓ 6 spots

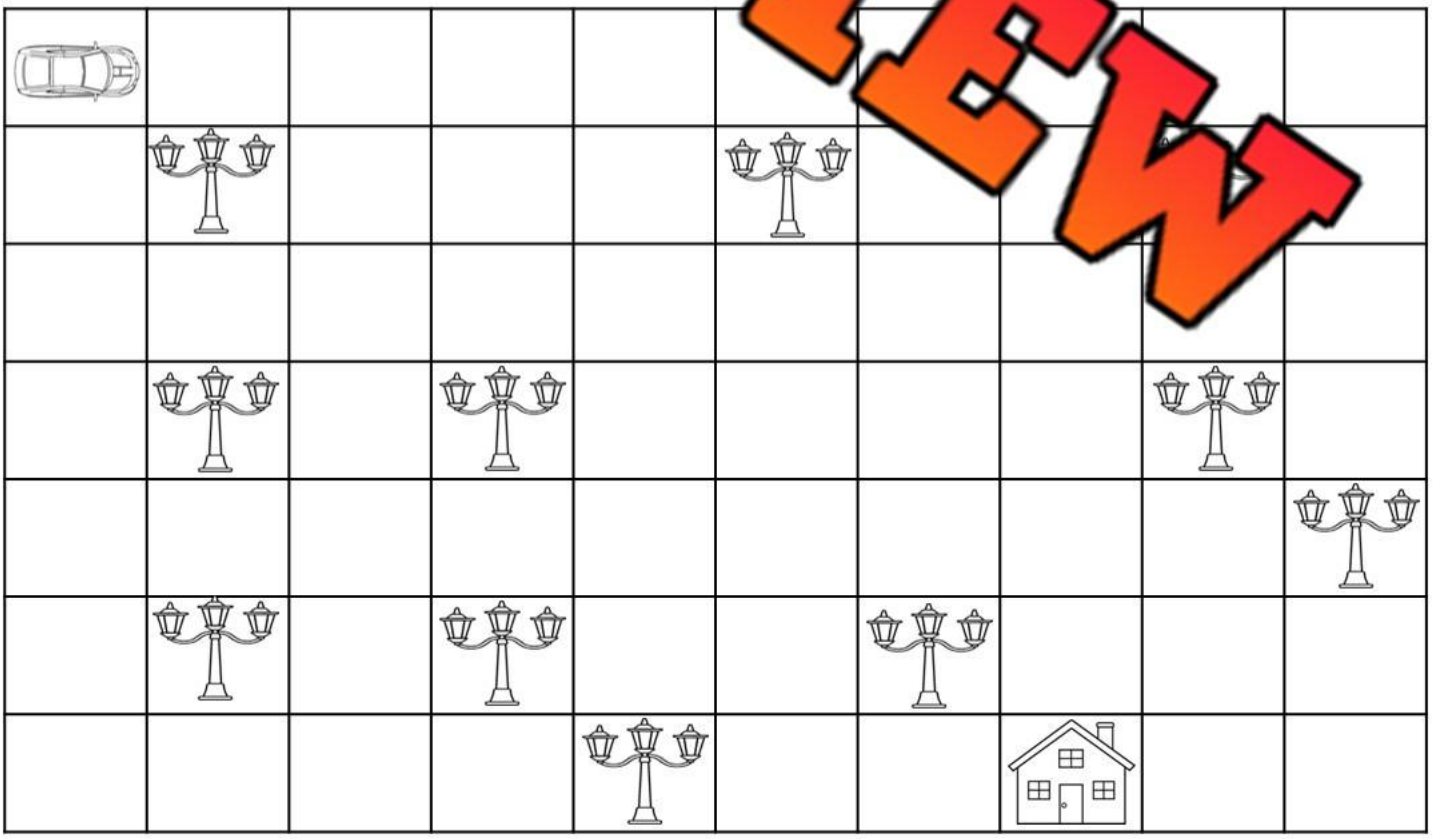

PREVIEW

© Super Simple Sheets

Name: _____ 50

Curriculum Connection
A2.1

Coding – Following Instructions

Directions Read the program and follow the instructions to draw the output.



If ▶ is clicked
ur the street light grey.
Col ights yellow.
Add bl ckground.
Draw a per be e treet light.

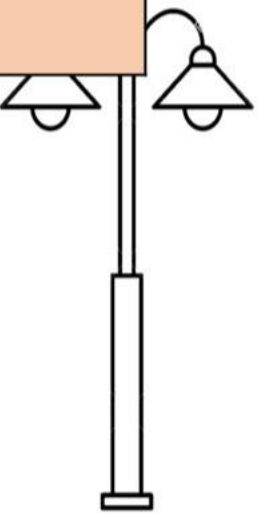

PREVIEW

Original	ut
	

© Super Simple Sheets

Name: _____ 51

Curriculum Connection
A1.1

Research – Automatic Lights



Research Ask your family about the automatic lights at your house.

1) Do you have any automatic lights at your house?	
Yes	No
2) If y[illegible] automatic lights help your family?	
_____	
_____	
3) What time do the a[illegible]ic lig[illegible]e on? When do they turn off?	
Turn On	**T[illegible]ff**

Research Ask your family about the [illegible]ma[illegible] your street.

1) Do you have any automatic lights on your stree[illegible]r i[illegible] community?	
Yes	No
2) How do these lights help you and the people in your community?	
_____	
_____	
3) What time do the automatic lights come on? When do they turn off?	
Turn On	**Turn Off**

PREVIEW

© Super Simple Sheets

Name: _____ 53

Curriculum Connection
E2.4

Seasons

Summer	Spring	Fall	Winter

Seasons Label the seasons below. Colour the pictures.









PREVIEW

© Super Simple Sheets

Name: _____ 56

Curriculum Connection
E2.4

Coding – Dress Up

Directions Follow the code to dress the person for the winter

run pro
cut out
cut out the jac
cut out the boots
paste the clothes on the person



PREVIEW



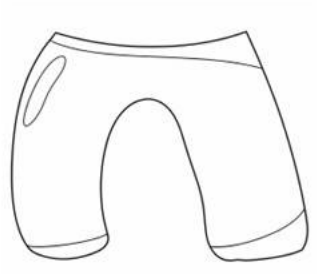



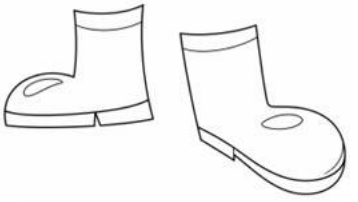

© Super Simple Sheets

Name: _____ 58

Curriculum Connection
E2.4

Seasons - Cycle

Cycle Draw pictures that come to mind for each season.

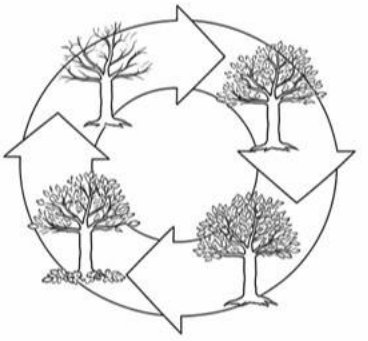

Summer

Spring

Fall

Winter






PREVIEW

© Super Simple Sheets

Name: _____ 60

Curriculum Connection
E2.4

Changing Seasons – Falling Leaves

Part 1 Label each of the trees by their seasons.

Fall	Summer	Winter	Spring



PREVIEW

Part 2 Draw and colour leaves on the t bas the season.



Fall	Summer	Winter	Spring

© Super Simple Sheets

Name: _____ 61

Curriculum Connection
E2.1, E2.2, E2.3

Seasons – Heat and Light

The earth moves around the sun. At the same time, the earth spins. When the sun shines closest on us, we get more heat and light. As the earth spins and moves around the sun, we get further away. This makes us have shorter days with[illegible]light and colder days as well.

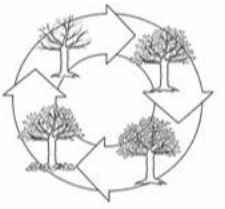

The [illegible] of the earth means we get seasons. For the months that [illegible] the sun, we have winter. As we move closer to the sun, it get[illegible] continues as we move through the seasons.

PREVIEW

Fill in the blanks W[illegible]ord is [illegible]ing?





1) The earth moves around the _____.	Earth	Sun
2) The earth also _____.	[illegible]s	Grows
3) As we get _____ to the sun, it gets warmer.	Clo[illegible]	Further
4) During the winter, we are _____ from the sun.	Closer	Further
5) During the summer, we get ____ heat from the sun.	More	Less
6) During the winter, we get _____ light from the sun.	More	Less

© Super Simple Sheets

Name: _____ 62

Curriculum Connection
E1.1, E1.2, E2.4

Summer Season



Questions Circle the correct answers below.

1) During the summer, the sun is	Far from earth	Close to earth
2) The summer season is	Warm	Cold
3) It does ____ in the summer.	Rain	Snow
4) In su ____ erature stays warm, even ____	Night	Lunchtime
5) Many plants ____ n t ____ summer.	Cheese	Fruits
6) In the summer, ____ peo ____	Air conditioner	Furnace (heater)
7) Which insects live du ____ e summ ____	Mosquitos	Turtles
8) The days in the summer are ____ e	____ ongest	Shortest
9) In the summer, we get _____ light ____	Mo ____	Less
10) We play _____ in the summer.	Ice ____ e	Soccer

PREVIEW

Summer Circle the pictures that relate to sum ____



© Super Simple Sheets

Name: _____ 63

Curriculum Connection
E1.1, E1.2, E2.4

Summer Season - Matching

Matching Match the pictures to the names.



















- Sunglasses
- Flower
- Sandals
- Air conditioner
- Sunshine
- [illegible]mming
- Rain
- Beach
- Fishing

PREVIEW

© Super Simple Sheets

Name: _____ 65

Curriculum Connection
E1.1, E1.2, E2.5, E2.6

Summer Storms

Summer Storms in Ontario
In the summer, Ontario has different storms that bring rain, wind, and sometimes thunder and lightning. Storms are common, especially on hot and humid days.

Thunderstorms: When it is hot and humid outside, big, dark clouds can form and bring thu[illegible]storms. We can see lightning in the sky and hear loud thunder. Heavy rain can f[illegible]ng a thunderstorm.

Hail[illegible] when it is stormy, small balls of ice called hail fall from the sk[illegible]s hap[illegible] strong winds in the storm carry water droplets high into very cold [illegible]ey[illegible]ze into ice.

Tornadoes: Somet[illegible] str[illegible] spin and form a tornado. Ontario has some tornadoes in the s[illegible]especi[illegible] southern areas. Tornadoes can damage buildings and tre[illegible]opl[illegible] to a safe place like a basement.

PREVIEW

Questions

Circle the best ans[illegible]

1) Thunderstorms happen in the _____.	[illegible]	Winter
2) Thunder is _____.	[illegible]iet	Loud
3) We can see _____.	Thunde[illegible]	[illegible]g
4) Hailstones are small balls of _____.	Ice	[illegible]ock
5) Tornados happen _____.	Sometimes	Never

Making Connections

Write and draw about a summer storm you have seen.

_____

_____

_____

Name: _____ 67

Curriculum Connection
E1.1, E1.2, E2.5, E2.6

Summer Season - Wildfires

Wildfires
Wildfires are very big fires that happen outside in the forest. They can make a lot of smoke and can be very hot. Sometimes wildfires can spread into communities, making people and other animals leave their homes.

When Do They Happen?
Wildfires can happen in the hot and dry seasons, like summer. When there's not a lot of rain and everything is dry, it's easier for a fire to start and spread.

Why Do They Happen?
Wildfires can happen for different reasons. Sometimes, a little spark from a campfire or lightning can start a fire if it's very dry. People have to be very careful not to start fires. Other times, the sun can be so hot that it dries out the leaves and plants and they can catch fire.



PREVIEW

Think Is this behaviour safe?

1) Starting a fire during a burn ban	Safe	Unsafe
2) Having a bon fire in the forest after 2 weeks of rain		Unsafe
3) Using your barbeque		Unsafe
4) Checking if your city has a burn ban before starting a fire		
5) Only starting fires in contained fire pits		Unsafe

Draw Draw the different ways forest fires begin.

Lightning	Sunlight	Humans Starting Fires

© Super Simple Sheets

Name: _____ 68

Curriculum Connection
E1.1, E1.2, E2.5, E2.6

Coding – Making a Flower

Directions Follow the code to draw the flower.

run program
draw a circle
[illegible]w the pedals around the circle
[illegible]tem
draw [illegible]n the stem
[illegible]er l[illegible] the stem
draw [illegible]val [illegible]m of the stem
draw a re[illegible]elow[illegible]
draw another o[illegible]bel[illegible]val
erase the pencil lines [illegible] the re[illegible]
colour the flower

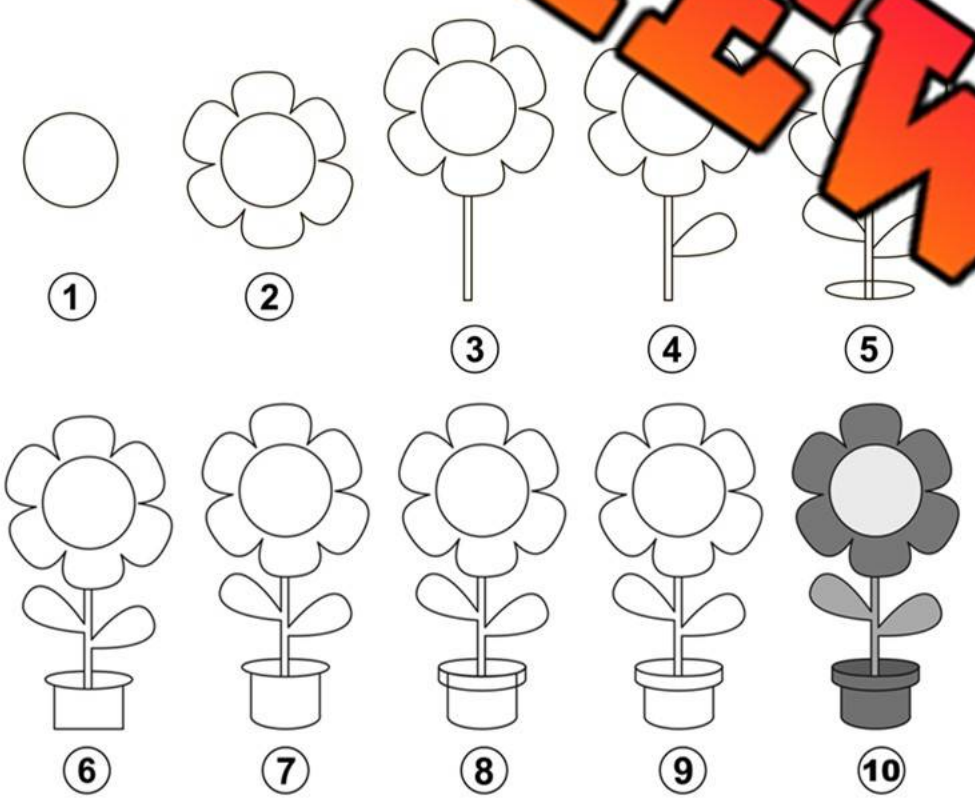

PREVIEW

Name: _____ 69

Curriculum Connection
E2.4

Summer Activities



Word Search

Find the words from the word bank.

Sunglasses	Flower	Sandals	Sunshine	Shirt
Swimming	Rain	Beach	Fishing	Sun

G			B	N	P	C	F	N	X	W	P	I	C	S	B	R
	H		S	X	Z	L	I	M	X	F	C	P	B	S	Q
F	I		H	L	O	E	S	B	U	H	N	E	A	T	
P	P	L		I		W	N	L	H	D	C	S	A	N	Q
D	C	W	F	H		G		R	Z	K	C	J	C	D	Z
N	C	F	R	S	T		N		J	Z	V	J	H	A	D
I	T	U	Z	I	R	G	U			Z	T	D	E	L	T
A	D	B	R	F	S	Q	S	U	N	L		S	E	S	X
R	C	K	U	J	D	X	D	N	U		W		I	N	G
Y	K	U	G	K	I	Y	M	J	S	L		S		N	U

PREVIEW

Word Scramble

Unscramble the words from the wo



SIRHT		FOLWRE	
SNSASUEGLS		SMIIWMNG	
BECAH		SNHUISNE	
SDAALNS		SNU	
RIAN		FHSNIIG	

© Super Simple Sheets

Name: _____ 71

Curriculum Connection
E1.1, E1.2, E2.4

Fall Season

Questions Circle the correct answers below.

1) In fall the sun is ___ from the Earth than in Summer.	Closer	Further
2) It is _____ in fall than in summer.	Warmer	Colder
3) The _____ fall from trees in the fall season.	Leaves	Branches
4) Th_____ _____ in the fall.	Type	Colour
5) Which plant _____ lot of in fall?	Sunflowers	Pumpkins
6) The days bec_____ ___ in_____ summer.	Longer	Shorter
7) We get _____ lig_____ than i_____ mer.	Less	More
8) The fall season begins in _____ mo_____	June	September
9) The leaves on the trees turn _____.	Orange	Green
10) The above ground parts of most plants _____.		Grow

PREVIEW

Fall Circle the pictures that relate to the Fall



© Super Simple Sheets

Name: _____ 72

Curriculum Connection
E1.1, E1.2, E2.4

Fall Season - Matching

Matching Match the pictures to the names.

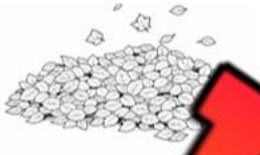



















- Leaves Falling
- Thunderstorm
- Jacket
- Birds Migrating
- Dying Flowers
- [illegible]eaves
- [illegible]mpkins
- Halloween
- Sweater
- Pants

PREVIEW

Name: _____ 73

Curriculum Connection
E1.1, E1.2, E2.5, E2.6

Adapting to the Fall Season



As the sun begins to give us less heat and light, humans adapt. We wear jackets, sweaters, and pants. We rake the leaves that have fallen from trees.

Animals also adapt to the changing season. Some animals will begin to migrate. **Migrate** means animals go somewhere with warmer weather. Canadian Geese will begin to migrate towards the end of fall season. Animals will also gather food in the fall. Squirrels, chipmunks, and dogs gather nuts and seeds.

PREVIEW

Draw Draw pictures of things humans and other animals do to survive the fall.

Sweater	Pants	
We rake leaves that have fallen from trees	Animals gather nuts and seeds	Migrate – geese fly south

Name: _____ 74

Curriculum Connection
E2.4

Fall Activities

Word Search

Find the words from the word bank.

Orange	Leaves	Jacket	Pumpkins	Halloween
Sweater	Pants	Autumn	Cool	Thunder



PREVIEW

Word Scramble

Unscramble the words from the word ba

JECKAT		ONRAGE	
CLOO		LVAEES	
TUDNEHR		STWEEAR	
HELEOLWAN		PUNKIPMS	
AUTMUN		PTNAS	

© Super Simple Sheets

Name: _____ 76

Curriculum Connection
E1.1, E1.2, E2.4

The Winter Season

Questions Circle the correct answers below.

1) In the winter, we are furthest from the _____.	Sun	Moon
2) The days are the _____ in the winter.	Longest	Shortest
3) It gets _____ in the winter.	Early	Late
4) Wi… winter season is _____.	Cold	Hot
5) In the winter… ts _____.	Stop growing	Grow bigger
6) In the winter, … to we… lothing.	Warm	Thin
7) In the winter, I wear _____.	Sandals	Boots
8) What falls from the sky in t… wint…	Snow	Rain
9) I enjoy playing _____ outside … winte…	…ccer	Hockey
10) Which animal hibernates in the winter?	…b…	Bears

PREVIEW

Winter Circle the pictures that relate to the winter… n.



© Super Simple Sheets

Curriculum Connection
E1.1, E1.2, E2.4

Exit Cards

Cut Out Cut out the exit cards below and have students complete them at the end of class.

Name: _____ Mark

Circle yes or no for each question.

1) People wear _____ clothes in winter.	Thin
	Warm
2) Some animals sleep all winter. This is called _____.	Hibernating
	Running
3) Some animals move to a warm place. This is called _____.	Migrating
	Staying
4) Some animals grow _____ fur in winter.	Short
	Thick

Name: _____ Mark

Circle yes or no for each question.

1) People wear _____ clothes in winter.	Thin
	Warm
2) Some animals sleep all winter. This is called _____.	Hibernating
	Running
3) Some animals move to a warm place. This is called _____.	Migrating
	Staying
4) Some animals grow _____ fur in winter.	Short
	Thick

Name: _____ Mark

Circle yes or no for each question.

1) People wear _____ clothes in winter.	Thin
	Warm
2) Some animals sleep all winter. This is called _____.	Hibernating
	Running
3) Some animals move to a warm place. This is called _____.	Migrating
	Staying
4) Some animals grow _____ fur in winter.	Short
	Thick

Name: _____ Mark

Circle yes or no for each question.

1) People wear _____ clothes in winter.	Thin
	Warm
2) Some animals sleep all winter. This is called _____.	Hibernating
	Running
3) Some animals move to a warm place. This is called _____.	Migrating
	Staying
4) Some animals grow _____ fur in winter.	Short
	Thick

PREVIEW

© Super Simple Sheets

Name: _____ 78

Curriculum Connection
E1.1, E1.2, E2.4

Winter Matching Activity

Matching Match the pictures to the names.



















- Snowman
- Snow
- Cold
- Hockey
- Coat
- [illegible]te
- [illegible]ng
- Sledding
- Skates
- Scarf

PREVIEW

Name: _____ 79

Curriculum Connection
E1.1, E1.2, E2.4

Adapting to the Winter Season

All animals need to adapt to survive during the winter season. With less sunshine, our days are shorter and colder.

Humans adapt by wearing warm clothing, using furnaces for heat, and spending more time inside. Animals adapt by hibernating, migrating to warmer areas, and growing thicker fur. Buffalo, mountain goats, and sheep grow a thicker winter coat to keep them warm. Some animals even grow white fur coat to camouflage them with the snow! The arctic fox and snowshoe rabbits are examples.



PREVIEW

Draw Draw pictures of things humans and other animals do to survive winter.

Warm Clothes	Furnace	Spending Time Inside
Hibernating	Migrating	Thick and White Fur

Name: _____ 81

Curriculum Connection
E2.4

Winter Day Maze

Instruction	Look at each picture in the maze. Start in the middle. Follow the path by going through things that you might need on a winter day. Do not go through things that you don't need. Can you find your way to the finish?



PREVIEW

© Super Simple Sheets

Name: _____ 82

Curriculum Connection
E1.2, E2.5

Animals That Hibernate

Questions Cut and paste the animals putting them in the right category.

Hibernate	Do Not Hibernate

PREVIEW



© Super Simple Sheets

Name: _____ 83

Curriculum Connection
E1.2, E2.5

Animals That Hibernate

Questions Which animals below hibernate? Circle yes or no?

1)  Yes No	2)  Yes No	3)  Yes No	4)  Yes No
5)  Yes No	6)  Yes No	7)  Yes No	8)  Yes No
9)  Yes No	10)  Yes No	11)  Yes No	12)  Yes No
13) 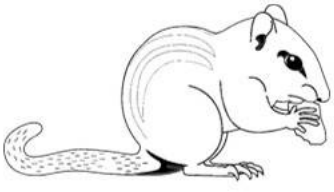 Yes No	14) 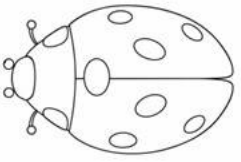 Yes No	15)  Yes No	16) 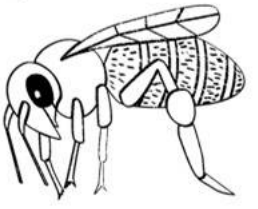 Yes No

PREVIEW

Name: _____ 84

Curriculum Connection
E1.2, E2.5

Animals That Migrate

Questions Cut and paste the animals putting them in the right category.

Migrate	Do Not Migrate

PREVIEW



© Super Simple Sheets

Name: _____ 85

Curriculum Connection
E1.2, E2.5

Adaptation - Dormancy

What is Dormancy?

Plants will become dormant in the winter or during dry seasons. Dormancy means that plants stop growing. Plants will become dormant so they can save energy.

In Ca[illegible]a, plants stop growing in the winter because it is too cold and the days are short[illegible]need warmth and sunlight to grow so they go dormant in winter.

Exa[illegible] of Dorm[illegible] Plants

- ✓ Deciduous [illegible] in the winter. They lose their leaves
- ✓ Plants may [illegible]d ab[illegible]und, but their roots are alive

PREVIEW

Matching Write the le[illegible]m [illegible]tion beside each stage

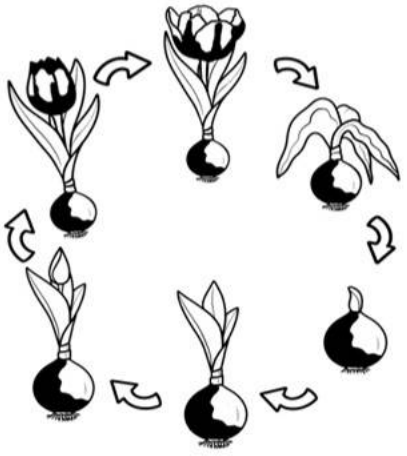

	Dormant	[illegible]e bu[illegible]eels the warmer [illegible]ther [illegible]ow a shoot.
	Waking Up	[illegible]The [illegible] for winter. It is hal[illegible]s it d[illegible] grow.
	Bloom	c) The pl[illegible] grow[illegible] flower will ope[illegible]
	Falling Asleep	d) The bulb feels the [illegible]ir and the shorter days.

Colour and Draw Colour and draw pictures of the following.

	
Colour the Tree	Draw a Dormant Plant

© Super Simple Sheets

Curriculum Connection
E1.2, E2.5

Exit Cards

Cut Out Cut out the exit cards below and have students complete them at the end of class.

Name: _____ | Mark

Is the statement true (T) or false (F)?

1) Plants grow a lot in winter	T / F
2) Dormancy means a plant stops growing.	T / F
3) Roots are dead when a plant is dormant.	T / F
4) Some trees lose their leaves in winter.	T / F

Name: _____ | Mark

Is the statement true (T) or false (F)?

1) Plants grow a lot in winter	T / F
2) Dormancy means a plant stops growing.	T / F
3) Roots are dead when a plant is dormant.	T / F
4) Some trees lose their leaves in winter.	T / F

Name: _____ | Mark

Is the statement true (T) or false (F)?

1) Plants grow a lot in winter	T / F
2) Dormancy means a plant stops growing.	T / F
3) Roots are dead when a plant is dormant.	T / F
4) Some trees lose their leaves in winter.	T / F

PREVIEW

© Super Simple Sheets

Name: _____ 87

Curriculum Connection
E1.2, E2.5

Winter Storms

Winter Storms in Ontario
Ontario has two big kinds of winter storms: blizzards and ice storms.

- **Blizzards** are like big snowstorms. They happen when it is very cold, the wind is strong, and it snows a lot. It can be hard to see because the snow blows arou
- **Ice** when it is freezing outside and rain falls. The rain turns into i en it tou ground, trees, cars, and houses. This can make things ver ippery t hard to walk or drive safely.

PREVIEW

Colour | Colour t izz



© Super Simple Sheets

Name: _____ 89

Curriculum Connection
E1.2, E2.5

Coding – Making a Snowflake

Directions Follow the instructions below to make a snowflake.



PREVIEW

© Super Simple Sheets

Name: _____ 92

Curriculum Connection
E1.1, E1.2, E2.4

Spring Season

Questions Circle the correct answers below.

1) As the Earth gets closer to the sun, it gets _____.	Warmer	Colder
2) During spring, the temperature is _____ than winter.	Warmer	Colder
3) The da_____ in spring than winter.	Longer	Shorter
4) It _____ than in the winter.	Earlier	Later
5) Duri_ spring_____ begin to grow.	Animals	Plants
6) During spring,_____ anim_____ Canada.	Fly back to	Fly away from
7) During spring, there i_____	Ice	Mud
8) During spring, there is a lot _____	Rain	Snow
9) Hibernating animals will _____ in the sprin_____	ke Up	Go to Sleep
10) During spring, we wear mostly _____.		Sweaters

PREVIEW

Spring Circle the pictures that relate to the spri_____so_____



© Super Simple Sheets

Name: _____ 93

Curriculum Connection
E1.1, E1.2, E2.4

Spring Matching Activity

Matching Match the pictures to the names.



















- Sweater
- Rain Boots
- Mud
- Baby Animals
- Rain
- [illegible]
- [illegible]
- Umbrella
- Bear Waking Up
- Rainbow

PREVIEW

Name: _____ 94

Curriculum Connection
E1.1, E1.2, E2.5, E2.6

Adapting to the Spring Season

The spring season is wet and cool. Humans adapt to the weather by wearing rain boots and rain jackets. We also use umbrellas and stay inside when it is raining. Animals enjoy the spring! They wake up from their hibernation, and they migrate back to Ca da. They enjoy spring as plant foods grow and the weather warms up.

An so like to stay dry. When the rain causes floodi to higher ground to get out of the water. They at get ou by living under and inside of trees. Some animal w un nd.



PREVIEW

Draw Draw pictures of s hu other animals do in the spring.

Raincoat	Rainboots	U ella
Living in Trees	Waking Up - Hibernation	Migrate Back Home

© Super Simple Sheets

Name: _____ 96

Curriculum Connection
E2.4

Spring Coding Map

Directions Follow the code to guide the bunny to its home.

run program
First [illegible] up the seed
Th[illegible] carrot
Next pic[illegible]
Then pick up [illegible]
Last, pick up the flow[illegible]





PREVIEW

© Super Simple Sheets

Name: _____ 97

Spring Activities



Word Search

Find the words from the word bank.

Sweater	Rain	Boots	Mud	Rainbow
Bees	Tulip	Umbrella	Waking	Babies

E	V		Y	T	M	K	R	W	A	K	I	N	G	H	O	E
N		G		N	V	A	O	S	H	Q	K	L	S	B	F
G	G	Y			I	C	N	X	W	P	U	I	O	C	
S	B	R		I			X	Z	I	M	X	M	S	O	F
C	P	Q	F	I		F		S	B	U	H	B	E	T	N
T	P	T	P	P	B		R			D	C	R	I	S	S
Q	D	C	I	W	O	F	O		R			J	E	B	Z	C
F	R	L	O	G	W	J	S	W			T		L	A	Z	V
J	U	D	T	U	Z	J	B	E	E	S		C		B	F	N
T	Z	T	D	E	T	D	B	R	M	U	D		Q			K

PREVIEW

Word Scramble

Unscramble the words from the word bank.

SEETWAR		BTOOS	
WINAKG		BSEE	
MDU		UREMLBLA	
RINA		RANBIOW	
TLIPU		BBAEIS	

© Super Simple Sheets

Name: _____ 98

Curriculum Connection
E1.1, E1.2, E2.4, E2.5, E2.6

Comparing Seasons

Seasons Circle the season(s) that relate to the picture.



© Super Simple Sheets

Name: _____ 102

Curriculum Connection
E2.4

Staying Safe As Seasons Change

When the seasons change, we need to be ready for the changing weather.



Spring – We can wear a raincoat in rainy weather to keep dry.

Summer – We should drink a lot of water if we sweat in the hot weather.

Fall – We ould be careful not to slip on thin ice.

Winter – blizzard, we should stay inside and stay off the roads.

PREVIEW

Draw w pic e how you can stay safe during the seasons below.

	Summer
Winter	**Fall**

Name: _____ 103

Curriculum Connection
E1.1, E1.2, E2.6

How Humans Deal With Seasonal Changes



Questions Circle the correct answers below.

1) We play ice hockey in the summer.	Inside arenas	Outside
2) We can plant food during the winter.	Inside greenhouses	Outside
3) We can [illegible] during the winter in _____.	Outdoor pools	Indoor pools
4) We can [illegible] all at night using _____.	The sun	Lights
5) We [illegible] see at night using _____.	Lights	The sun
6) We keep our [illegible] in the summer using	The outdoors	Refrigerators
7) We plant flowers in the [illegible]	Outside	Inside
8) We play soccer in the [illegible]	In a Sports Dome	Outside
9) We bike in the winter [illegible]	exercise bikes	Outside
10) We play basketball in the winter _____.	[illegible]	In Gyms

PREVIEW

Write and Draw Answer the questions below.



1) What do you and your family do to stay warm in the winter?

_____

_____

_____

2) What do you and your family do to stay cool in the summer?

_____

_____

_____

© Super Simple Sheets

Name: _____ 104

Curriculum Connection
E1.2, E2.6

Changing Seasons Affects the Environment

Different seasons affect the environment in different ways. In the summer, people use water more. They wash their cars, and they water their gardens and grass. This is bad for our environment as we are losing freshwater that we need.

In the winter, people turn on the heat to their homes. They use furnaces, heaters, and fires. The heat uses a lot of energy. Making energy means fossil fuel is burned, which is bad for the environment.

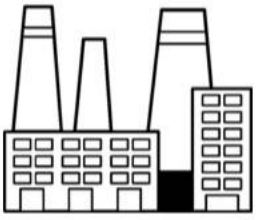

PREVIEW

Draw Draw pictures of how energy is used in the summer.

Draw Draw pictures of how energy is used in the winter.

© Super Simple Sheets

Name: _____ 108

Curriculum Connection
E1.1, E1.2, E2.1, E2.3, E2.4, E2.6

Dry and Rainy Seasons

Dry and Rainy Seasons – Interesting Facts

- During the rainy season, plants grow well because they get lots of water.
- Farmers plant crops like corn and rice during the rainy season.
- Animals have babies during the rainy season because there is lots of food.
- Some [illegible] in Africa lose their leaves during the dry season to save water.
- Ele[illegible] ir big ears to fan themselves and keep cool in the dry season.
- S[illegible] animals[illegible] ras and wildebeest, travel or migrate to find water dur[illegible] the d[illegible] This is a big journey!
- Lions like t[illegible] eason [illegible] they can see their prey better when the grass is short.
- Many birds fly away [illegible] whe[illegible] is more food and water during the dry season. They come b[illegible] her[illegible] eason starts.

PREVIEW



Draw Draw pictures of interesting facts fr[illegible] the [illegible]ng.

Growing Plants	Trees Losing Leaves	Elephant Ears As Fans
Zebras Finding Water	Lions Hunting in Short Grass	Birds Flying to Water

© Super Simple Sheets

Name: _____ 109

Curriculum Connection
E1.1, E1.2, E2.1, E2.3, E2.4, E2.6

Colour When water in the air gets too heavy, it falls to the earth in the form of rain. Colour the image below.



© Super Simple Sheets

Name: _____ 114

Unit Test – Daily and Seasonal Changes

Part 1 Circle the words and pictures that are related to the sun.



Part 2 Circle the daytime pictures in gr[illegible] and [illegible]e pictures in blue.



PREVIEW

Part 3 Do the animals below hibernate? Circle yes or no?

1)  Yes	2)  Yes No	3)  Yes No	4)  Yes No
5)  Yes No	 Yes No	7) 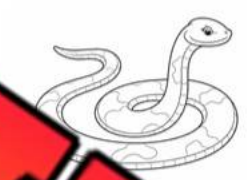 Y	8)  Yes No

PREVIEW

Part 4 Circle the animals that migrate.

				
				

© Super Simple Sheets

Part 5 Circle the season(s) that relate to the picture.



Summer
Fall
Winter
Spring



Summer
Fall
Winter
Spring



Summer
Fall
Winter
Spring



Summer
Fall
Winter
Spring



Summer
Fall
Winter
Spring



Summer
Fall
Winter
Spring



Summer
Fall
Winter
Spring



Summer
Fall
Winter
Spring



Summer
Fall
Winter
Spring



Summer
Fall
Winter
Spring



Summer
Fall
Winter
Spring



Summer
Fall
Winter
Spring

PREVIEW

© Super Simple Sheets