



Preview – Information



Thank you for your interest in this bundle.
Within this preview, you will see:

- ✓ A selection of Ready-To-Use Google Lesson Slides for each unit included in this bundle.

When you make a purchase, you will receive a link to where you can make copies of the Google Lesson Slides to your Google Drive.

Thank you for shopping with us. Please let us know if you have any questions at:

rob@supersimplesheets.com



Google Slides Lessons Preview





Ontario Language Curriculum Foundations of Language – Grade 2

3-Part Lesson Format

Part 1 – Minds On!

- Word Lists
- Word Searches
- Discussions
- And More!

Word List - Week 1

Unscramble the letters and drag them into the boxes to spell the 10 words at the top.

blue blur blow bled blend sad crab scab flat stand

t s d n a u r l b d s a l o b w n l b e d

e b l d r c b a c b s a u l e b a l f t

Base Words

Drag the letters into the boxes to finish each base word.

soft _ _ _ _ _
sad _ _ _
_ _ read
joy _ _ _
_ _ visit

_ _ pack
_ _ heat
_ _ plug
_ _ safe
_ _ like

u m n i
e i s l
n r u e
d s s u
e u s n
n y l d
s u n f

Part 2 – Action!

- Coloring
- Matching
- Drag and Drop
- And More!

Part 3 – Consolidation!

- Fluency Reading
- Quizzes
- Reflection
- And More!

Consolidation

4 PICS - 1 WORD

C M B I U S

What word connects all four pictures and shows a type of abstract art where artists use shapes like squares and triangles to break apart objects and show them in a new way?

Ontario Language Curriculum Foundations of Language – Grade 2

Suffixes -er

Read the words. Drag each picture to the matching word with the -er suffix.

Swimmer	Reader	Climber	Farmer
Cleaner	Winner	Singer	Teacher
Hiker	Driver	Fisher	Skater



Suffixes -ion

Look at the picture. Pick the right -ion word and drag it in.



Explosion	Attention
Direction	Rotation
Nation	Reflection
Construction	Location
Creation	Potion
Education	Station
Invitation	Vacation
Operation	Donation
Population	Emotion

Word List - Week 9

Find 10 words in the word search and circle each one. Look at the word list to help you!

score	scope
broke	scoop
go	scab
scan	slow
pony	home

X N I J O H K T V D
Y F P O N Y R B T N
C S X S L O W R S A
S C O O P G V O C C
B O S C O P E K A S
B R Q H O M E E B I
W E T W S Q S E J B

Ontario Language Curriculum

Foundations of Language – Grade 2

Vocabulary

Look at the pictures. Read the sentences. Drag the sentence that matches each picture.



- The friends like to chat on the porch.
- It was such a sunny day.
- The dog sleeps on the front porch.
- I need a pencil to write my name.
- They play a soccer match at the park.
- I will meet my friend at the park.
- We saw many sheep on the farm.
- The car has a flat wheel.
- He put his hand under his chin.

COMMONLY MISPELLED

Look at each picture. Choose the correctly spelled word that it represents and drag it into the box.



thumb	knife
comb	lam
ate	eight
knob	come
cof	lamb
ghost	nife
thum	nob
cough	gost

Single Words with Accuracy

Read the words at the bottom and read the word out loud. If you read it correctly, move up one step. Keep going until you reach the trophy!

unbelievable	extraordinary	championship
international	responsibility	consideration
sparkle	dangerous	determination
dragon	firework	celebrate
forest	discover	rumble
moon	lamp	ship
book	door	jump



Google Slides Lessons Preview





Ontario Language Curriculum Reading Comprehension – Grade 2

3-Part Lesson Format

Part 1 – Minds On!

- Learning Goals
- Discussion Questions
- Quotes
- And More!

Learning Goal

What are Reading Comprehension Strategies?

We are learning to **understand different reading comprehension strategies** so we can **make connections, ask questions, make predictions, visualize stories, and draw inferences** to better understand what we read.



Based on the story, sort the sentences into two piles:
"Likely to Happen" ✓
"Unlikely to Happen" ✗.

The kite will fly into space and never come back.

Ella and Noah will run home before it starts raining.

The kids will put the kite away because of the thunder.

Ella and Noah will play at the park all night.

The dark clouds mean a storm is coming soon.

The sun will suddenly come out, and there won't be any rain.

Likely or Unlikely? Making Predictions

Likely to Happen

Unlikely to Happen



Part 2 – Action!


- Writing
- Matching
- Drag and Drop
- Drawing
- And More!

Part 3 – Consolidation!

- Exit Cards
- Quizzes
- Reflection
- And More!

Read the story carefully and think about what is happening and what might happen next.

Liam and Sophie woke up early on Saturday morning and looked outside. Everything was white! Snow covered the trees, the road, and their front yard. "Let's build the biggest snow fort ever!" Sophie said excitedly. They put on their boots, hats, and mittens and ran outside. Liam rolled a huge snowball while Sophie started stacking blocks of snow. Soon, they had a tall, strong fort. Their dog, Max, jumped around in the snow, barking happily. Just as they finished, big snowflakes started falling again. "Perfect timing!" Liam laughed. It was the best snow day ever.



Consolidation – The Big Snow Day ❄️

Questions

- 1) **Making Connections** – Have you ever built a snow fort or played outside in the snow like Liam and Sophie?
- 2) **Questioning** – What questions did you have while you read?
- 3) **Visualizing** – Draw what you see in your mind from the story.
- 4) **Prediction** – What do you think Liam and Sophie might do after finishing their snow fort?
- 5) **Inference** – How do you think Liam and Sophie felt while building the fort?



Consolidation




Ontario Language Curriculum

Reading Comprehension – Grade 2

Q

Point of View

Read each sentence and check which point of view they show. ✓



A

Evelyn held her breath as the butterfly landed gently on her hand.

First Person ☐
Third Person ☐

B

I couldn't believe my eyes when I spotted the hidden cave behind the waterfall.

First Person ☐
Third Person ☐

C

Noah and Harper raced across the playground, laughing as the wind rushed past them.

First Person ☐
Third Person ☐

D

I carefully balanced the stack of books, hoping none would fall before I reached my desk.

First Person ☐
Third Person ☐

make sentences that use consonance.

Sowels

Sentences

the	went	quack	back	the	duck	in
the	on	log	a	frog	sat	
tock	tick	clock	the	and	will	
flag	their	dogs	dig	big	wag	and

Consolidation – Exit Card

After learning about persuasive writing, different opinions, and thinking critically, complete the multiple-choice questions below.

Question	A	B	C	Answer
1) What do persuasive writers want you to do?	Agree with their ideas	Draw a funny picture	Count the sentences	
2) When two texts disagree, what should you compare?	Which one is more colourful	Which one gives stronger facts	Which one has more names	
3) When thinking critically, what should you ask?	What reasons are used?	How many words are there?	What do my friends think of this?	
4) Which is a weak reason in persuasive writing?	"Doctors say exercise helps your heart."	"It's healthy for your body."	"I just think it's cool."	



Ontario Language Curriculum

Reading Comprehension – Grade 2

Adult or Kid Voice

Read the review and drag adult or kid based on who you think wrote the review.

	Adult	Kid
Magic Kingdom Rides – "I screamed SO loud on the roller coaster! It was AWESOME! I want to go again!"		
Candy Blast Movie – "The candy turned into superheroes! It was hilarious, and I couldn't stop laughing!"		
The History Museum – "The exhibit was informative and well-organized. I especially enjoyed learning about ancient tools."		
Starry Night Symphony – "The music was calming and beautifully arranged. It felt peaceful and thoughtful."		
Alien Adventure Show – "The aliens burped glitter! Best show ever!"		
Wildlife Documentary – "The narrator explained animal habitats in great detail. It was very educational and fascinating."		
Super Pizza Party Game – "I beat the dragon boss and unlocked the secret pizza world! So cool!"		

Look at each meme picture carefully and match them with the correct caption in the table.

A	
B	
C	

"When you wanted cake but got fruit."	
"That face you make when milk tastes funny."	
"Sharing? Never heard of it."	

Structure Of Biography

Match the images to the matching description.

Descriptions	Parts
Lists important moments in the person's life.	
Shows the chapters and page numbers to help you find information.	
Explains new or tricky words to help you understand the story.	
Tells when and where the person was born and grew up.	
Divides the story into sections about different stages of life.	

Pictures **Timeline** **Glossary** **Chapters** **Introduction** **Table of Contents**



Google Slides Lessons Preview





Ontario Language Curriculum Composition (Writing) – Grade 2

3-Part Lesson Format

Part 1 – Minds On!

- Learning Goals
- Discussion Questions
- Quotes
- And More!






LEARNING GOAL

We are learning to **write descriptive sentences** so we can **make our writing more interesting** and help readers imagine what is happening by knowing what, where, and when things take place.



Five Senses Match-Up



Senses	Match each phrase to the sense it belongs to.		
			
			
			
			
			

A rainbow in the sky	Freshly baked cookies	A dog barking loudly
A soft pillow	Sour lemonade	Bright shining stars
Sweet chocolate cake	Birds singing in the morning	Salty French fries
Music playing on the radio	Cold ice	Perfume from a bottle
Pizza from the oven	A red apple on the table	A rough rock

Part 2 – Action!

- Writing
- Matching
- Drag and Drop
- Drawing
- And More!

Part 3 – Consolidation!

- Exit Cards
- Quizzes
- Reflection
- And More!

Writing Descriptive Sentences

Write a sentence about the picture below. Be as descriptive as you can!





Ontario Language Curriculum Composition (Writing) – Grade 2

Quality Topic Sentences



Check which topic sentence you think is best.

1) Riding a bike is fun and makes me feel free. The wind rushes past me. It feels so exciting!

- a) My bike is broken.
- b) I love to ride my bike.
- c) I ride my bike and eat pizza.

2) The sun is shining. I hear the birds singing. It feels good to be outside!

- a) I like watching TV.
- b) The sun is a powerful object.
- c) Being outside makes me happy

3) My dog wags his tail when he sees me. He jumps up and licks my face.

- a) Dogs are scary.
- b) I like cake more than dogs.
- c) Having a pet dog is fun and full of love.

4) The snow is cold and sparkly. I love making snowmen with my friends.

- a) Playing in the snow is the best
- b) Snow is too cold.
- c) I don't like wearing gloves.

Who Uses It?

Match each item to the Witch, Princess, or King.



Sorting: Persuasive or Not Persuasive?

Drag each sentence into the correct column: **Persuasive** if it tries to convince, or **Not Persuasive** if it just states a fact.

Eat fruits, they make you strong.

The car is fast.

Drink milk, it helps you grow.

Brush your teeth, they will shine!

My cat sleeps a lot.

I have a blue cap.

I live in a small house.

Read books, they make you smarter.

The sky is blue.

Exercise daily, it keeps you fit.

Be kind, it makes friends.

Choose water, it's the best drink.

The grass is green.

My shoes are new.

Ontario Language Curriculum Composition (Writing) – Grade 2



Facts About Earth



Instruction: Write the letters of the correct facts about Earth in the boxes below.



A	Earth is round like a ball.
B	It takes one year to orbit the sun.
C	Earth is the biggest planet.
D	Plants and animals live here.
E	It has land and water.
F	Earth has two suns.
G	Earth spins day and night.
H	Earth is flat.
I	Air covers the Earth.
J	Earth has one Moon.
K	Earth glows in the dark.
L	Earth goes around the Sun.

Drag the words from the boxes below to complete the two-stanza poem. Use the picture as your guide to help you build the poem.



STANZA 1

Leaves gently and Whispers and autumn
fall red gold cold of crisp
Pumpkins evenings smile light field bright
Autumn glow with in so

STANZA 2

The Little Goldfish

Choose the correct words from the word bank above to complete the limerick poem.				
splash	wish	dish	swish	rash
flash	squish	mash	crash	gash
	trash	dash	smash	stash

Line 1 There once was a gold little _____
Line 2 Who swam past a shiny new _____
Line 3 He made a big _____
Line 4 Then swam off in a _____
Line 5 Living life just the way he could _____

