



Preview – Information



Thank you for your interest in this bundle.
Within this preview, you will see:

- ✓ A selection of Ready-To-Use Google Lesson Slides for each unit included in this bundle.

When you make a purchase, you will receive a link to where you can make copies of the Google Lesson Slides to your Google Drive.

Thank you for shopping with us. Please let us know if you have any questions at:

rob@supersimplesheets.com



Google Slides Lessons Preview





Ontario Language Curriculum Foundations of Language – Grade 3

3-Part Lesson Format

Part 1 – Minds On!

- Word Lists
- Word Searches
- Discussions
- And More!

Week 3 - Vocabulary List

Unscramble the letters and drag them into the boxes to spell the 15 words at the top.

flaw	flip	flee	flex	flame	flake	flinch	spin	chin
		split	brick	switch	twist	wicked	grip	

Word search grid:

t	s	i	e	w	h	i	c	n	h	i	t	p	s	i	e	l	e	f	e	a	m	f	i
e	f	x	i	t	t	s	i	w	h	n	c	i	f	i	p	f	i	k	c	b	r	i	
e	w	d	c	k	i	p	n	i	s	a	k	e	f	i	a	f	l	w	i	r	p		

Prefix -in, ex

Drag the prefix in- or ex- into the correct boxes to make a complete word.

correct	press	form
claim	crease	amine
tend	come	pand
sert	change	flate
plore	door	cite
secure	side	spire

Part 2 – Action!

- Coloring
- Matching
- Drag and Drop
- And More!

Part 3 – Consolidation!

- Fluency Reading
- Quizzes
- Reflection
- And More!

Fluency Readings

Read each line slowly. Say the words out loud.
Have fun reading!

It is.
It is a snow.
It is a snowflake.
It is a snowflake on the brick.
She can.
She can flex.
She can flex her chin.
She can flex her chin and twist her grip.



He has.
He has a strong.
He has a strong grip.
He has a strong grip on the brick.
The fox.
The fox will.
The fox will flee.
The fox will flee from the flame.




Ontario Language Curriculum Foundations of Language – Grade 3

Prefixes -co, dis

Read each word with the prefix co- or dis-. Drag the picture under the matching word. Use all the pictures.

Coplayer	Coowner	Dislike	Disobey
Disturb	Copilot	Disconnect	Coworker
Disqualify	Disagree	Coauthor	Disrespect



Week 6 - Vocabulary List

Find 15 words in the word search and circle each one. Look at the word list to help you!

CREATURE FATE
PLATE EECREATE
IFJPUTCKTISC
OPEEPARKANTR
HEQVRRAKDFAA
CRACKCSEPLTV
CMLATEHCUAEE
CRUSTLOCATEF
LTFIKJOVGEX

crate	crave	crack
crash	crept	crust
create	creature	late
locate	update	inflate
fate	plate	state

Week 8 - Vocabulary List

Drag the letters to fill the crossword boxes. Use the clues to help you make the words!

Drag the letters to fill the crossword boxes. Use the clues to help you make the words!

Across

4) a toy that flies in the wind.
5) a trick to cheat someone.
6) to worry about something.
9) food that grows on trees or plants.
11) easy to break.
12) to put out of sight.
13) something you win.

Down

1) a baked food with a crust and filling.
2) the number after eight.
3) thin ice on things when it is very cold.
6) careful not to waste money or things.
7) hours and minutes of the day.
8) to cook in hot oil.
10) the inner part of something.
11) new, clean, or just made.





Letters: f i n a u o d f s r i e i
k e n s r p i g u d s r l
f z h i r d r l t g f i a
i r e a i e f h r t g t r
t p e f e r t f u m y n f

Ontario Language Curriculum

Foundations of Language – Grade 3

Vocabulary

Look at the pictures. Read the sentences. Drag the sentence that matches each picture.

- The elephant sprays water with its trunk.
- Dad will trim the bushes with scissors.
- The cat will slowly approach the bird.
- A brown toad jumped into the wet grass.
- The chef makes a big trial cake.
- A tractor pulled the hay across the farm.
- The rain will soak the boy's red jacket.
- Mom made buttered toast for breakfast.
- A small boat floated on the calm lake.

Vocabulary

Look at the pictures. Read the sentences. Drag the sentence that matches each picture.









- He stacked one cube on another.
- The police will capture the thief.
- She loves to dance on stage.
- Did you notice the red balloon?
- The kids sat in a circle yesterday.
- A shiny coin was on the ground.
- She cut a slice of cake.
- Please trace the line with your pencil.
- He flipped the coin in the air.
- A crowd cheered at the game.
- Two mice hid under the chair.
- The cat will capture the mouse.
- The man stood on a tall cliff.

Capital Letters - Titles

Drag each title to the picture it matches.





- The Secret Treasure Island
- the secret treasure city
- dragon adventure in the sky
- Space Explorers on the Moon
- Dragon Adventure in the Sky
- The space explorers on moon
- Farmers grow wheat in the field
- SUPER cat saves the day
- The Lost Robot City
- Super Cat Saves the Day
- The lost ROBOT boy
- The funny banana show
- The Funny Banana Show
- space explorers on the moon



Google Slides Lessons Preview





Ontario Language Curriculum Composition (Writing) – Grade 3

3-Part Lesson Format

Part 1 – Minds On!

- Learning Goals
- Discussion Questions
- Quotes
- And More!

LEARNING GOAL

We are learning to **use descriptive words and details** so we can **make our sentences clearer and more interesting**.

Sorting Words Activity

Drag and drop each word into the correct column: Noun, Adjective, Verb, When, or Where.

Noun	Adjective	Verb	When	Where

Dog	Run	At night	Fast	Tree
Jump	Happy	Eat	On the bed	At the beach
Yesterday	In the park	Sing	Blue	School
Ball	In the morning	Tall	After school	Under the tree

Part 2 – Action!


- Writing
- Matching
- Drag and Drop
- Drawing
- And More!

Part 3 – Consolidation!

- Exit Cards
- Quizzes
- Reflection
- And More!

Writing Descriptive Sentences

Write 3 options for the picture. Then use them to write two different sentences.

Adjectives	Noun	Verb	Where	When
				
Sentence 1				
Sentence 2				



Ontario Language Curriculum Composition (Writing) – Grade 3

Ending With a Bang: Conclusion Sentences

Circle which conclusion sentence you think is best.



1) I love going to the park after school. I ride my bike on the path, play on the swings, and run around with my friends.

- a) My bike has two wheels.
- b) The park is the best place to have fun!
- c) I sometimes walk to the store.



2) Apples are my favourite snack. They are crunchy, sweet, and come in different colors like red, green, and yellow.

- a) Apples are delicious and healthy to eat!
- b) I saw apples at the market.
- c) Bananas are yellow.



3) My dog loves to play fetch. He runs fast to catch the ball and always wags his tail when he brings it back.

- a) I throw the ball outside.
- b) Dogs have tails.
- c) Playing fetch with my dog makes me happy!



4) Summer is my favourite season. I go swimming at the pool, eat cold ice cream, and play outside in the sunshine.

- a) Summer is the most fun time of the year!
- b) The pool has water in it.
- c) Ice cream melts in the sun.

Formal Letters

Match each part of the formal letter to its correct label

I am writing to request permission for our Grade 3 class to visit the city museum for a field trip. The trip will help us learn more about history and culture in a fun and interactive way.

Thank you very much for considering our request.

Heading

Date

Inside Address

Greeting

Closing

Signature

Mr. Daniel Green
Principal, Riverside
Elementary School

Dear Mr. Green,

Sincerely,

Samantha Brown

March 10, 2025

789 Pine Street
Calgary, AB T2P 4K9



Parts of a Report

Identify the parts of the report using the words below.

Drag here:

1

2

3

4

5

6

Pictures

Title

Introduction

Body

Conclusion

Headings

All About the Ocean

The ocean covers most of our Earth. It is home to many animals, plants, and amazing underwater wonders. Today, we will learn some exciting facts about ocean.

Animals and Plants



The ocean is full of life. Fish, turtles, and dolphins swim in the water, while crabs and starfish live near the shore. Seaweed and coral grow under the sea, giving animals food and shelter. Some creatures, like jellyfish, glow in the dark!

The ocean is also very deep. The top layer is bright with sunlight, but the bottom is dark and cold. Scientists are still exploring to discover new animals and plants hidden in the deep sea.



Ontario Language Curriculum Composition (Writing) – Grade 3

Matching: Comic Strip Parts



Look at the comic strip and drag each label to the correct part of the picture.

- | | |
|---|----------------|
| A | Character |
| B | Speech Bubble |
| C | Sound Effect |
| D | Background |
| E | Expression |
| F | Thought Bubble |

Match the Sound Effect

Look at the pictures and drag the correct sound effect to match with each picture.



Sorting Story Genres

Drag each picture of a movie or story to the correct genre from the word bank.

Comic

Mystery

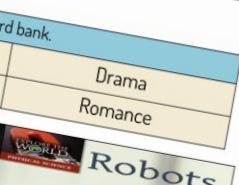
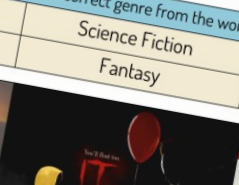
Horror

Science Fiction

Fantasy

Drama

Romance





Google Slides Lessons Preview





Ontario Language Curriculum

Reading Comprehension – Grade 3

3-Part Lesson Format

Part 1 – Minds On!

- Learning Goals
- Discussion Questions
- Quotes
- And More!

Learning Goal

What Are Letters And Emails?

We are learning to **understand** the purpose, structure, and style of different types of letters so we can write clear, effective, and meaningful messages using the correct voice, vocabulary, and sentence structure.



Email Writing - Cohesive Ties

Dear Sophie,

Last Friday, our class went to Greenwood Lake for a science field trip. We explored the wetlands, [] observed several rare bird species. I took lots of notes, [] my sketchbook fell into the water! We built small models of animal habitats, [] the instructor explained how each one works. The sun was shining brightly, [] we wore our hats and drank plenty of water. I had such an amazing time. [], I can't wait to tell you all about it when we meet!

From,
Daniel

however

while

and

so

finally

Part 2 – Action!

- Writing
- Matching
- Drag and Drop
- Drawing
- And More!

Part 3 – Consolidation!

- Exit Cards
- Quizzes
- Reflection
- And More!

Read the letter and the email. Then answer the questions by looking carefully at the words, sentences, and ideas.

Dear Ms. Sudnik,

I wanted to tell you about the new library corner in our classroom! We now have soft chairs, little lamps, and a shelf full of mystery books. I borrowed one about a missing parrot, and I couldn't stop reading it! My friends and I like meeting there after lunch to share what we've discovered in our books. I'm glad we have such a cosy place to read now.

Sincerely,
Evelyn

Hi Marcus,

Guess what I tried today? I went ice skating for the first time! At first, I slipped a lot, but after a while, I found my balance and could glide across the rink. My cousin even showed me how to spin. It was amazing! My legs feel a little tired now, but I can't wait to go again next weekend. Want to come with me next time?

Your friend,
Diego

Consolidation – Understanding Letters and Emails

Questions for the letter

- 1) **Voice in letter writing:** Is this letter formal or informal? How do you know?
- 2) **Sentence Structure:** What part of the letter is the greeting, opening, body and closing?
- 3) **Making an inference:** Why do you think Evelyn is excited about the new library corner?

Questions for the email

- 1) **New Vocabulary:** What does the word "glide" mean in this email?
- 2) **Cohesive Ties:** Find one pronoun and one linking word in the email.



Consolidation



Ontario Language Curriculum

Reading Comprehension – Grade 3

Match the Story to the Principle!

Drag the principle to the matching part of the story.

Part from The River's Gift	Principle
Taye promised to use the cedar's gift wisely.	
The community planted new saplings to give back.	
They sang songs to honour the cedar's spirit.	
The people saw how every life is connected.	
They cared for the river, trees, animals, and people as one whole	
The people joined their strengths, and together they built strong homes.	
Taye asked the cedar for help and treated it kindly.	

Principle Bank

- Reciprocity
- Interrelatedness
- Respect
- Reverence
- Synergy
- Holism
- Responsibility

Order the events from one to four.

1 2 3 4

Liam drives to his basketball game.

The ball goes in and his teammates are celebrating!

They go get ice cream to celebrate their win.

Liam shoots the game winning basket.

Literary Devices in Poetry

Read each sentence. Fill in the blank with the right word from the word bank.

1) Words that make strong pictures in your mind are called _____.

2) A _____ is an extreme exaggeration used to make something sound bigger or more important.

3) When words copy the same vowel sound in the middle, it is called _____.

4) A _____ is a beat or pattern that gives poems their flow.

Word Bank: assonance, rhythm, imagery, poem, hyperbole



Ontario Language Curriculum

Reading Comprehension – Grade 3

Fill-the-Gap Cinquain Activity

Read each cinquain poem. One line is missing! Choose the best line from the options to complete the poem.

Butterfly
Gentle, bright
[Blank line]
Symbol of peace worldwide
Insect

Flapping, flying, floating
Flapping their wings
Running, sniffing, glimmering

Ocean
Deep, wide
[Blank line]
Makes me feel tiny
Sea

Swimming, hunting, reflecting
Barking, running, jumping
Splashing, roaring, rolling

Matching Activity – Type

Drag the names in the list to correctly label each type of graphic.

Picture Graph Table

Match The Memes

Caption	Answer
What do I do. With my hands?	
Look! I'm batman	
Oh no! That wasn't a toot!	

A

B

C