



Preview – Information



Thank you for your interest in this bundle.
Within this preview, you will see:

- ✓ A selection of Ready-To-Use Google Lesson Slides for each unit included in this bundle.

When you make a purchase, you will receive a link to where you can make copies of the Google Lesson Slides to your Google Drive.

Thank you for shopping with us. Please let us know if you have any questions at:

rob@supersimplesheets.com



Google Slides Lessons Preview





Alberta Social Studies

Time and Place Unit – Kindergarten

3-Part Lesson Format

Part 1 – Minds On!

- Learning Goals
- Discussion Questions
- Quotes
- And More!

Community

LEARNING GOAL

We are learning to **understand what a community is** so we can **talk about the people who help and live together around us.**



Matching Activity: Who Is In My Community?

(Drag each job to the person who does it!)

Person	What They Do
Doctor	
Firefighter	
Mail Carrier	
Store Worker	

Wears a bag and brings letters to homes

Helps us find and buy the things we need

Uses a big truck and water to stop fires

Checks our bodies and helps us stay healthy

Part 2 – Action!

- Surveys/Polls
- Matching
- Drag and Drop
- Videos
- And More!


Part 3 – Consolidation!

- Exit Cards
- Quick Draw
- 3-2-1 Reflection
- One-Sentence Summary

Consolidation – Quick Draw

Think about what we learned today about communities. Then draw a quick picture showing:

- One person who helps in your community (like a doctor, firefighter, or teacher)
- One place in your community (like a school, park, or store)





Alberta Social Studies

Time and Place Unit – Kindergarten

Thankful Feast Plate

Instructions: Make your own Thanksgiving plate! Drag the foods that belong on a Thanksgiving plate into the circle. Leave out the ones that don't belong.



We Make A Turkey

Put the pictures in order to show how we make a turkey.



Get turkey at the store

Wash the turkey

Add salt and spices

Put the turkey in the oven

Eat the turkey with family



Which Things Happen At Christmas?

Drag the things people often do at Christmas.

--	--	--	--

Eating pizza

Hanging up stockings

Spending time with family

Sleeping all day

Saying kind words

Arguing loudly

Giving gifts

Visiting the zoo





Alberta Social Studies

Time and Place Unit – Kindergarten

Matching Activity: New Year's Events
(Drag each description to the name of the New Year's event)

Events	What They Are
Fireworks	
Clock	
Wishing Star	
Party Hat	

Tells us when the new year starts

Some people wear these during the party.

Light up the sky with loud booms

We make a special wish when seeing these

What Belongs on Canada Day?

Look at each item. Check the box to show if it's for Canada Day or not.

Items	Canada Day Celebration	Not for Canada Day
1) Snowman picture		
2) Fireworks		
3) Parade float		
4) Canadian flag		
5) Christmas tree		
6) Halloween mask		
7) Red and white shirt		

Use this check mark: ☒

Long Ago Vs. Now

Drag and drop the pictures into the right box.

Long Ago	Now

Cell phone

Candle

Light bulb

Modern house

Old cabin

Horse and wagon

Computer

Feather pen



Google Slides Lessons Preview





Alberta Social Studies Systems Unit – Kindergarten

3-Part Lesson Format

Part 1 – Minds On!

- Learning Goals
- Discussion Questions
- Quotes
- And More!

Think-Pair-Share



Think: Close your eyes and think: What is something you need to live? What is something you like just for fun?

Pair: Turn to your partner. Tell them one thing you need and one thing you want. Listen to what they say too!

Share: Get ready to tell the class what you and your partner talked about. Was it a need or a want?



Sorting Needs and Wants



Needs	Wants

Drag and drop each item to its correct category.




Part 2 – Action!

- Surveys/Polls
- Matching
- Drag and Drop
- Videos
- And More!

Part 3 – Consolidation!


- Exit Cards
- Quick Draw
- 3-2-1 Reflection
- One-Sentence Summary

Consolidation – Quick Draw



Think about what we learned today about needs and wants. In 3 minutes, draw a quick picture showing:

- One thing you need to live (like food, water, or clothes)
- One thing you want because you like it (like toys, candy, or games)





Alberta Social Studies Systems Unit – Kindergarten

Need or Want?

(Place a ☒ in the correct column to show if each thing is a need or a want.)

Responsibility	Need	Want
1 Doll		
2 Water		
3 Warm coat		
4 Puzzle		
5 House to live in		
6 Ice-cream cone		
7 Bread		
8 Soccer ball		

Use this to complete the activity: ☒

Which Statements Are True About Leaders?

Drag the statements that are true about leaders into the empty boxes.

Leaders yell at friends.	Leaders share toys.	Leaders help friends.	A leader is only one person.
Leaders listen well.	Leaders push others.	Leaders clean up messes.	Leaders never say please.

Matching Activity: Who Helps Me?

(Drag each job to the person who does it!)

Person	What They Do
Teacher	
Coach	
Parent	
Elder	

- Teaches me games and sports
- Keeps me safe and helps me at home
- Helps me learn at school
- Tells me stories and helps me learn from the past



Alberta Social Studies Systems Unit – Kindergarten

Sorting Our Needs

Instructions: Look at each picture. Drag the colour block that shows the right need to the right spot.

Drag and drop the correct safety rule into the box that matches each picture.

 You eat an apple for snack.	 You play with your family at home.	 You get a big hug from your family.
 You drink water after playing.	 You go to a friend's party.	 You wear mittens on a cold day.

Physical Need (Blue box)

Social Need (Orange box)

Helpers For Our Needs – Multiple Choice

Write The Correct Letter (A, B, or C) In The Answer Column

Question	A	B	C	Answer
1) What helps you see small words?				
2) What helps you feel better when sick?				
3) Who can lead someone across the street safely?				
4) Which thing goes on your face to help you read?				

Good Leaders: Fill In The Blanks

Drag and drop items from the word bank to complete the questions.

- 1) A good leader is _____ to others.
- 2) Good leaders _____ when someone is talking.
- 3) Leaders _____ with friends and take turns.
- 4) A leader is always _____ and honest.
- 5) Leaders help people feel _____ and safe.
- 6) Good leaders do not _____ at others.

Word Bank:

share kind listen yell happy fair



Google Slides Lessons Preview





Alberta Social Studies Citizenship Unit – Kindergarten

3-Part Lesson Format

Part 1 – Minds On!

- Learning Goals
- Discussion Questions
- Quotes
- And More!

Belonging To Different Groups



LEARNING GOAL

We are learning to **name**
different groups we belong to so
we can **talk about where we feel**
safe and loved.

Which Statements Are True About Belonging To Groups?

Drag the statements that are true into the boxes.

--	--	--	--

Only adults can join groups.

I belong in a family.

I go to school with classmates.

A group is only one person.

Canada is a big group I live in.

Groups are only for people who play sports.

I can be part of a group at church.

Groups never help people feel safe.

Part 2 – Action!

- Surveys/Polls
- Matching
- Drag and Drop
- Videos
- And More!

Part 3 – Consolidation!

- Exit Cards
- Quick Draw
- 3-2-1 Reflection
- One-Sentence Summary

Consolidation – KWL Chart: What We Learned

Go back to the KWL chart from earlier and complete the “What We Learned” section.

- Write 2 things you learned about your groups (family, class, or community).
- Tell a friend why being in a group helps us feel happy and safe.



Alberta Social Studies

Citizenship Unit – Kindergarten

Who's Who In My Family Tree?

Drag each name to the right spot on the tree. Look at the colours to help you.

Grandpa Dad

Grandpa Me Grandma

Mom Grandma

Drop Day Sort – Who Belongs Where?

Each student below wants to join a club. Read what they like to do. Drag and drop each student into the correct club box.

- 1 🧑🎨 Maya: "I love painting and colouring with crayons!"
- 2 🧑🎭 Liam: "I want to act in plays and wear fun costumes."
- 3 🏃 Ravi: "Running fast and kicking balls is my favourite!"
- 4 🎵 Noor: "I like singing and listening to music with my family."
- 5 📖 Jonah: "I love reading stories and learning about animals."
- 6 🌱 Zoe: "I like planting flowers and watering the garden."

Sports Club Book Club Nature Club Drama Club Art Club Music Club

Discussion Activity: Two Truths And A Lie

Here are two groups of statements about working together. Can you spot the silly lie in each group?

Group	Statement 1	Statement 2	Statement 3
Group 1	1) We can help friends when they need us.	2) Working together makes things more fun.	3) We should never take turns or share.
Group 2	1) Yelling is the best way to work with friends.	2) Teams listen and help each other.	3) Talking kindly helps us work as a team.

Think about what you know. Discuss your guess with a partner and share your answer with the class! Let's uncover the truth together!



Alberta Social Studies Citizenship Unit – Kindergarten

Build The Cooperation Tower: Order of Importance

Instructions: Drag each block onto a tower floor. Put the *most important* rule on Floor 1. Stack the rest up to Floor 6. When you finish, tell a friend why you chose that order.

1	
2	
3	
4	
5	
6	

- Help friends
- Join in
- Share ideas
- Be fair and kind
- Think of others
- Solve problems

Sorting Kind

Instructions: Read each situation. Drag the colour block with the best response into the box that matches each picture.

 You get a present from a friend.	 You hurt someone by accident.	 You want a turn with the toy.
 You bump into a classmate.	 Someone gives you their seat.	 You want a snack from the teacher.

- Thank You
- Sorry
- Please

Exploring Responsibility

QUOTES

What do the quotes below mean to you?

- "A responsible friend is like a glue stick—keeping our class together."
- "Careful hands that put books back become the quiet heroes of our classroom."
- "Holding the door is a little key that lets friends feel safe."