



Preview – Information



Thank you for your interest in this bundle.
Within this preview, you will see:

- ✓ A selection of Ready-To-Use Google Lesson Slides for each unit included in this bundle.

When you make a purchase, you will receive a link to where you can make copies of the Google Lesson Slides to your Google Drive.

Thank you for shopping with us. Please let us know if you have any questions at:

rob@supersimplesheets.com



Google Slides Lessons Preview





Handwriting practice paper with four sets of three horizontal lines (top solid, middle dashed, bottom solid) for letter tracing.



Alberta Language Curriculum

Writing Unit – Grade 2

Quality Topic Sentences

Check which topic sentence you think is best.

1) Riding a bike is fun and makes me feel free. The wind rushes past me. It feels so exciting!

- a) My bike is broken.
- b) I love to ride my bike.
- c) I ride my bike and eat pizza.

2) The sun is shining. I hear the birds singing. It feels good to be outside!

- a) I like watching TV.
- b) The sun is a powerful object.
- c) Being outside makes me happy



3) My dog wags his tail when he sees me. He jumps up and licks my face.



- a) Dogs are scary.
- b) I like cake more than dogs.
- c) Having a pet dog is fun and full of love.

4) The snow is cold and sparkly. I love making snowmen with my friends.

- a) Playing in the snow is the best
- b) Snow is too cold.
- c) I don't like wearing gloves.


Writing Limerick Poems

Circle the right word in each set of brackets to complete the limerick below.



A young boy once sailed on the	sea	hill	A clever young cat wore a	hat	shoe
He balanced his boat with great	skill	glee	He painted the walls bright	blue	chew
He laughed with delight,			He slipped on the floor,		
As waves splashed in	sight	night	Then dashed out the	door	store
And paddled back home with a	bee	mill	And everyone shouted, "What a	zoo	view



Do They Rhyme?

Look at each picture and drag the missing letters to complete the words.

	
i g	i g
w p k m	d w

	
a n	a n
p b m r	p c

	
a t	a t
p m b	b h c

	
a p	a p
d m f l	f t





Alberta Language Curriculum

Writing Unit – Grade 2

Writing Limerick Poems

Circle the right word in each set of brackets to complete the limerick below.

A young boy once sailed on the	sea	hill	A clever young cat wore a	hat	shoe
He balanced his boat with great	skill	glee	He painted the walls bright	blue	chew
He laughed with delight,			He slipped on the floor,		
As waves splashed in	sight	night	Then dashed out the	door	store
And paddled back home with a	bee	mill	And everyone shouted, "What a	zoo	view

Describe

Write one describing word for each letter.

T	F	S
E	R	C
A	I	H
C	E	O
H	N	L
E		
R		

Tracing practice sheet with three rows of dashed lines for writing practice. The first row contains a series of 'A's, the second row contains a series of 'a's, and the third row contains a series of 'o's.



Google Slides Lessons Preview





Alberta Language Curriculum

Reading Comprehension – Grade 2

3-Part Lesson Format

Part 1 – Minds On!

- Learning Goals
- Discussion Questions
- Quotes
- And More!

Learning Goal

What are Reading Comprehension Strategies?

We are learning to understand different reading comprehension strategies so we can make connections, ask questions, make predictions, visualize stories, and draw inferences to better understand what we read.



Match the Message to Its Purpose!

Read each message on the left. Then, draw a line to match it to the correct purpose on the right.

Messages	Purpose of the Message
Remember to bring your lunch tomorrow.	a) So you can prepare for the weather.
Don't run on the wet floor.	b) To share something exciting or make you smile.
The fire drill will start after recess.	c) To give information about what's happening later.
You did an amazing job on your project!	d) To teach how to care for the environment.
Please recycle your paper when you're done.	e) To remind you so you don't forget.
It might snow this weekend!	f) To help you stay safe.

Part 2 – Action!


- Writing
- Matching
- Drag and Drop
- Drawing
- And More!

Part 3 – Consolidation!

- Exit Cards
- Quizzes
- Reflection
- And More!

Read the story carefully and think about what is happening and what might happen next.

Liam and Sophie woke up early on Saturday morning and looked outside. Everything was white! Snow covered the trees, the road, and their front yard. "Let's build the biggest snow fort ever!" Sophie said excitedly. They put on their boots, hats, and mittens and ran outside. Liam rolled a huge snowball while Sophie started stacking blocks of snow. Soon, they had a tall, strong fort. Their dog, Max, jumped around in the snow, barking happily. Just as they finished, big snowflakes started falling again. "Perfect timing!" Liam laughed. It was the best snow day ever.



Consolidation – The Big Snow Day

Questions

- 1) **Making Connections** – Have you ever built a snow fort or played outside in the snow like Liam and Sophie?
- 2) **Questioning** – What questions did you have while you read?
- 3) **Visualizing** – Draw what you see in your mind from the story.
- 4) **Prediction** – What do you think Liam and Sophie might do after finishing their snow fort?
- 5) **Inference** – How do you think Liam and Sophie felt while building the fort?



Consolidation



Alberta Language Curriculum

Reading Comprehension – Grade 2



Match the Story to the Principle!

Drag the principle to the matching part of the story.

Part from *The River's Gift*

Part from <i>The River's Gift</i>	Principle
Lena and her friends cared for the dry river and treated the land kindly.	
The children promised to take care of the river and planted new trees.	
They shared their time and energy to give back to nature.	
Everyone worked together to clear rocks and clean the river.	
They understood how plants, animals, and water all depended on each other.	
The friends felt the river was very special and worth protecting.	
When the rain came, they saw how their actions helped the whole environment.	

Principle Bank

Reciprocity

Interrelatedness

Respect

Reverence

Synergy

Holism

Responsibility



Evelyn held her breath as the butterfly landed gently on her hand.

First Person ☐

Third Person ☐

B

I couldn't believe my eyes when I spotted the hidden cave behind the waterfall.

First Person ☐

Third Person ☐

C

Noah and Harper raced across the playground, laughing as the wind rushed past them.

First Person ☐

Third Person ☐

D

I carefully balanced the stack of books, hoping none would fall before I reached my desk.

First Person ☐

Third Person ☐



Sequence a Story

Number the story events from one to four



The wind blew, and the kite soared high in the sky.



She climbed a little ladder to reach the kite.



Mia and her friends laughed and chased the kite.



Mia found a shiny red kite stuck in a tree.

1

2

3

4



Alberta Language Curriculum

Reading Comprehension – Grade 2



Know Your Poem Types!

After learning about different types of poems, complete the multiple-choice questions below.

Question	<div>A</div> <div>B</div> <div>C</div>			Answer
	A	B	C	
1) Which poem counts syllables in each line?	Haiku	Limerick	Acrostic	
2) Which poem spells a word using the first letter of each line?	Limerick	Acrostic	Haiku	
3) Which poem is usually funny and uses a rhyme pattern?	Limerick	Haiku	Acrostic	
4) Which poem has 5 lines and often ends with a joke?	Haiku	Limerick	Acrostic	



Adult or Kid Voice

Read the review and drag adult or kid based on who you think wrote the review.

Magic Kingdom Rides – “I screamed SO loud on the roller coaster! It was AWESOME! I want to go again!”	
Candy Blast Movie – “The candy turned into superheroes! It was hilarious, and I couldn’t stop laughing!”	
The History Museum – “The exhibit was informative and well-organized. I especially enjoyed learning about ancient tools.”	
Starry Night Symphony – “The music was calming and beautifully arranged. It felt peaceful and thoughtful.”	
Alien Adventure Show – “The aliens burped glitter! Best show ever!”	
Wildlife Documentary – “The narrator explained animal habitats in great detail. It was very educational and fascinating.”	
Super Pizza Party Game – “I beat the dragon boss and unlocked the secret pizza world! So cool!”	

Graphic Texts

Description

Text Type

- This part of a graphic text shows big, bold words to tell you what the page is about.
- These short sentences explain what is happening in a picture.
- These small words name the parts of an image, like “mountain” or “river.”
- These little circles or shapes show what characters are saying.
- These images help readers understand the information better.

Text Type

Labels

Title

Speech Bubble

Captions

Pictures



Google Slides Lessons Preview





Alberta Language Curriculum Conventions & Vocabulary – Grade 2

3-Part Lesson Format

Part 1 – Minds On!

- Learning Goals
- Discussion Questions
- Quotes
- And More!

Word List - Week 2

Find the 10 words in the puzzle. Circle each word. Use the list to help you.

S	Z	S	L	E	P	T	Z	F	E
H	P	C	L	O	N	N	B	C	
E	R	L	J	X	F	E	D	U	L
D	E	I	P	K	C	T	Y	L	A
B	S	P	C	L	O	S	E	C	W
E	S	D	Y	C	J	O	N	L	X
D	K	P	D	I	I	T	Y	J	D

clip	claw
close	club
fed	bed
press	clown
slept	shed

Fluency Readings

Look at the picture. Read both sentences. Mark the sentence that shows what is happening.



- ☐ The clown rides a bike.
- ☐ The clown feeds the fish.



- ☐ The cat slept on the bed.
- ☐ The cat flew to the moon.



- ☐ The crab wears a blue sock.
- ☐ The crab has a red claw.



- ☐ The dog climbed a cloud.
- ☐ The dog slept on the rug.



- ☐ I wash the clock.
- ☐ I press the red button.



- ☐ The boy fed the dog.
- ☐ The boy painted the bread.

Part 2 – Action!

- Writing
- Matching
- Drag and Drop
- Drawing
- And More!

Part 3 – Consolidation!

- Exit Cards
- Quizzes
- Reflection
- And More!

Suffixes -s

Drag each picture to the box with its name. Match the picture to the singular or plural word.










Flower	Cups	Dog
Bed	Shoes	Flowers
Pencils	Tiger	Chairs



Alberta Language Curriculum Conventions & Vocabulary – Grade 2

Homophones

Box the correct homophone that matches each picture.

	flower		bored		plane
	flour		board		plain
	meet		pear		peace
	meat		pair		piece
	tail		hare		pale
	tale		hair		pail

Vocabulary

Read the sentences. Drag the sentence that matches each picture.




















- We take pride in helping others.
- We fry potatoes to make chips.
- I lie under the big tree.
- The frog can swim in the water.
- Mom tied my shoes for me.
- I got a hug from Mom.
- We picked fresh apples from the tree.
- The wide river is hard to cross.
- My favourite fruit is a mango.

Deleting Phonemes

Take away the given sound and drag the picture that shows the new word.

Rice 	- /r/ =		Clock 	- /c/ =	
Train 	- /t/ =		Farm 	- /f/ =	

Alberta Language Curriculum Conventions & Vocabulary – Grade 2

Blending Sounds

Look at the picture, then drag and drop the correct phonemes into the boxes to form the word.



/r/	/u/	/b/	/t/
/b/	/a/	/d/	/i/



/o/	/k/	/i/	/e/
/r/	/m/	/c/	/t/



/n/	/t/	/a/	/p/
/v/	/m/	/s/	/k/



/b/	/f/	/t/	/d/
/a/	/s/	/k/	/e/



/w/	/r/	/y/	/n/
/a/	/b/	/c/	/z/





/n/	/r/	/g/	/h/
/a/	/j/	/o/	/d/


Soft A

Look at each picture and say its name. Listen for the C or G.

Soft C	Hard C	Soft G	Hard G














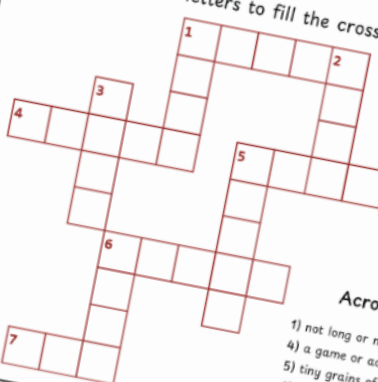







Word List - Week 29

Drag the letters to fill the crossword boxes. Use the clues to help you make the words!



h	n	r	o	b	t	s	d	e	o
o	t	n	o	r	n	o	a	k	a
r	d	s	d	p	s	p	n	r	d
f	u	r	t	a	b	r	n	d	o

Across

- 1) not long or not tall.
- 2) a game or activity you play for fun or competition.
- 3) tiny grains of rock found on beaches or in deserts.
- 4) a special name for a product.
- 5) something you hear.
- 6) a word that joins two things together.
- 7) to curve or change shape.

Down

- 1) to put things into groups.
- 2) ripped or broken apart.
- 3) a strong building used for protection.
- 4) something you hear.
- 5) something you hear.
- 6) to curve or change shape.