



Preview – Information



Thank you for your interest in this bundle.
Within this preview, you will see:

- ✓ A selection of Ready-To-Use Google Lesson Slides for each unit included in this bundle.

When you make a purchase, you will receive a link to where you can make copies of the Google Lesson Slides to your Google Drive.

Thank you for shopping with us. Please let us know if you have any questions at:

rob@supersimplesheets.com



Google Slides Lessons Preview





BC Language Curriculum Composition (Writing) – Grade 4

3-Part Lesson Format

Part 1 – Minds On!

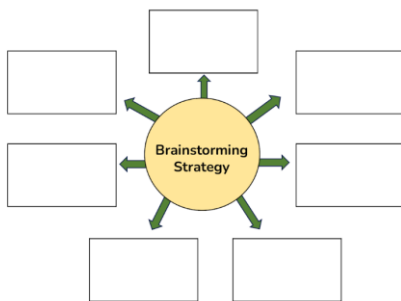
- Learning Goals
- Discussion Questions
- Quotes
- And More!

LEARNING GOAL

We are learning to **use different strategies** for **producing ideas** so we can **make our writing more fun and creative**.



Idea Development Strategies



Drag and drop the boxes to match the correct facts about **Brainstorming Strategy** into the cloud

It helps you get ideas quickly.	You don't need full sentences.	You write down many ideas.
You must write only one idea.	You cannot share ideas with others.	Later, you can choose the best ideas.
You need to check spelling right away.	There are no wrong answers.	All ideas must be correct facts.
It is helpful before writing a story or report.	It is only for teachers, not students.	You can do it alone or in groups.

Part 2 – Action!

- Writing
- Matching
- Drag and Drop
- Drawing
- And More!

Part 3 – Consolidation!

- Exit Cards
- Quizzes
- Reflection
- And More!

The Power Of Planning

Part 2: Writing With Brainstorming
Subject: *Timbits*
Instruction: First, list some ideas or key words about the word below, then use your brainstormed ideas to write about it.

Timbits

Timbits



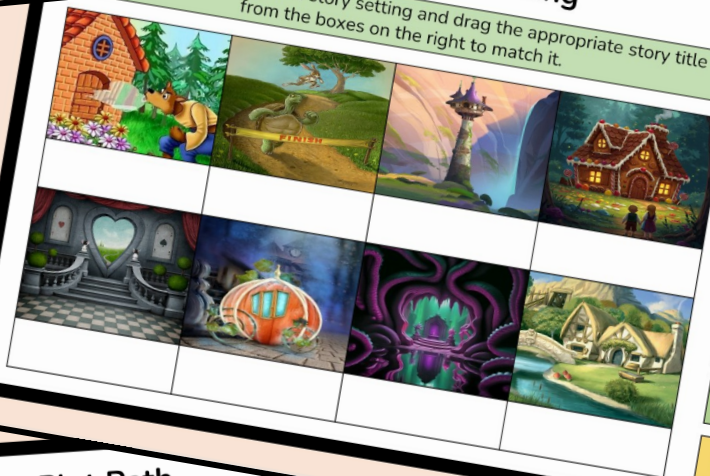
BC Language Curriculum Composition (Writing) – Grade 4

Label the Story Parts

Read each sentence and check if it is the beginning, middle, or ending of a story.		Beginning	Middle	Ending
1	The cat knocked over a vase while chasing a toy mouse.			
2	Ben carefully placed candles on his birthday cake.			
3	The basketball team lifted the trophy and cheered together.			
4	Dark clouds filled the sky, and thunder rumbled loudly.			
5	The magician pulled a rabbit out of the hat, and the crowd gasped.			
6	A lost kite got stuck in a tall tree during the windy afternoon.			
7	Anna put on her backpack and walked to the school bus.			
8	At the park, Mia met a new friend who was also flying a kite.			
9	After the movie, the friends shared ice cream and talked about their favourite parts.			
10	The runner crossed the finish line and waved to the cheering crowd.			

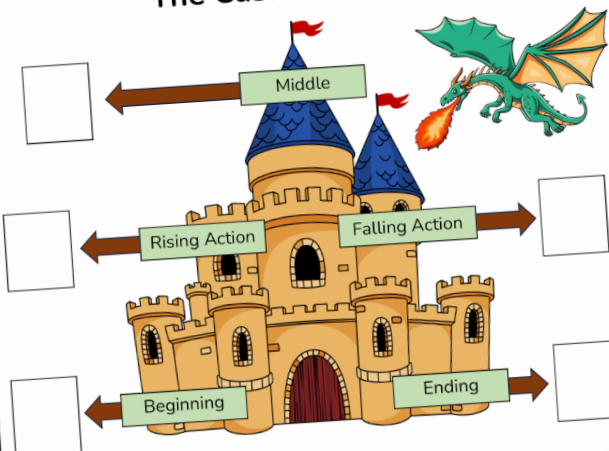
Story Setting

Picture of a story setting and drag the appropriate story title from the boxes on the right to match it.



- Snow White and The 7 Dwarves
- Hansel and Gretel
- The Tortoise and The Hare
- Alice in Wonderland
- Cinderella
- Little Mermaid
- Rapunzel
- Three Little Pigs

The Castle Plot Path



- A One night, she heard a noise echoing through the halls.
- B The guards rushed out, and the dragon flew away into the night.
- C Ella lived in a castle with tall stone towers.
- D Ella smiled. "The castle is safe—for now."
- E A dragon appeared in the courtyard, breathing smoke! Ella bravely rang the warning bell.



BC Language Curriculum Composition (Writing) – Grade 4

Sorting Persuasive Writing Tips

Helpful Tips In Persuasive Writing



Drag and drop the helpful tips for persuasive writing into the box.

Use boring and weak words.

Give clear reasons and facts.

Think about your audience.

Leave out reasons or facts.

Write without planning.

Use powerful and exciting words.

Start with a strong opinion.

Ignore what your reader thinks.

Organize your writing

End with a sentence that sums it up.

Space Edition: Facts

Circle the sentences that you think are true facts about space ready to explain to the class why you chose them to persuade others that they are correct.

Astronauts wear spacesuits to survive in space.	Earth takes 365 days to orbit the Sun.	Space travel is boring.	Saturn has rings made mostly of ice and rock.
Saturn's rings are made of cotton candy.	Stars are huge balls of burning gas.	The Sun is smaller than Earth.	The Sun is a star at the center of our solar system.
The Moon reflects light from the Sun.	The Sun goes around the Earth.	Rockets are used to send astronauts into space.	Aliens live on the Moon.
There are 20 planets in our solar system.	Jupiter is the largest planet in our solar system.	The Moon is made of cheese.	Mars is also called the "Red Planet."

Facts About Space



Spot the Conclusion

Read each set of sentences. Circle the one that is the conclusion. Remember—a conclusion wraps up the ideas and gives the reader a final thought.

- A Dogs need food, water, and exercise every day.
B They are also loyal and friendly animals.
C That's why dogs make wonderful companions for people.

- A Altogether, the Moon plays an important role in lighting up our sky.
B It shines at night by reflecting sunlight.
C The Moon moves around the Earth.

- A Sharks can smell blood from far away.
B Overall, sharks are one of the ocean's most powerful predators.
C With their speed and sharp teeth, they are fierce hunters.

- A To sum up, plants are living things that depend on nature to stay alive.
B Plants need water and sunlight to survive.
C Many plants also grow from seeds.



Google Slides Lessons Preview





BC Language Curriculum

Reading Comprehension – Grade 4

3-Part Lesson Format


Part 1 – Minds On!

- Learning Goals
- Discussion Questions
- Quotes
- And More!

Learning Goal

What are Text Forms and Reading Comprehension Strategies?

We are learning to understand different text forms and reading comprehension strategies so we can explain an author's purpose, identify fiction and non-fiction genres, and use strategies like questioning, predicting, and visualizing to make meaning from what we read.



Match The Text To Its Purpose!

Read each message on the left. Then, draw a line to match it to the correct purpose on the right.

Text Types	Purpose of the Text
A newspaper article	a) To explain how to make something step by step.
A fairy tale	b) To make you laugh or enjoy a short story through pictures.
A recipe book	c) To share true facts and information about real events.
An advertisement	d) To persuade you to buy or try something.
A science report	e) To entertain the reader with make-believe stories.
A comic strip	f) To teach or explain facts about the world.

Part 2 – Action!

- Writing
- Matching
- Drag and Drop
- Drawing
- And More!

Part 3 – Consolidation!

- Exit Cards
- Quizzes
- Reflection
- And More!

Read the story carefully and think about what is happening and what might happen next.

Olivia and Marcus had been exploring the edge of the forest near their school when they spotted something unusual. Hidden between tall oak trees was a small treehouse, its wooden ladder swaying gently in the breeze. The door was slightly open, and a faded sign above it read, "Keep Out!" Marcus wanted to climb up right away, but Olivia hesitated. "What if someone still uses it?" she whispered. The sound of distant birds filled the air as they peeked inside from the ground. There were dusty books, an old lantern, and a box covered in cobwebs. "Do you think we should go in?" Marcus asked. Olivia glanced at the sign again and bit her lip, unsure what to do next.

Consolidation – The Mysterious Treehouse

Questions

- 1) **Making Connections** – Have you ever discovered something mysterious or unexpected? How did it make you feel?
- 2) **Questioning** – What question do you have to understand the story?
- 3) **Visualizing** – Draw what you see in your mind from the story.
- 4) **Prediction** – Do you think they will go inside or walk away? Why?
- 5) **Inference** – What might the faded "Keep Out" sign suggest about the treehouse's history?



Consolidation



BC Language Curriculum

Reading Comprehension – Grade 4

Voice in Letter Writing – Tone Detective

Read each short letter carefully. Think about the tone of the letter. Drag the best tone for each letter.

Letter	Tone
<p>Hi Mr. Parker,</p> <p>I was wondering how astronauts sleep in space. Do they float around or have special beds? Could you tell us more during science class tomorrow?</p> <p>Thank you, Declan</p>	<div>Proud</div> <div>Curious</div> <div>Worried</div> <div>Apologetic</div> <div>Informal</div> <div>Formal</div>
<p>Dear Coach,</p> <p>I'm really sorry I missed yesterday's practice. I forgot my soccer cleats at home and couldn't join the drills. I promise it won't happen again.</p> <p>Sincerely, Tessa</p>	
<p>Yo Lara,</p> <p>I wanted to share some great news! I finally learned how to ride my bike without training wheels. It took a lot of practice, but I did it!</p> <p>L8er, Elliot</p>	
<p>Hey Mom,</p> <p>I can't find my math homework anywhere. I've checked my bag three times, and I'm worried I might have left it at school. What should I do?</p> <p>Love, Harper</p>	

Part from The Gift of the Great Lake

Match each part of the story to the matching part of the story.

Part from The Gift of the Great Lake	Principle
We must care for this lake; it gives us life.	
Tovin organized a gathering so everyone could help.	
When we take care of the water, everything is healthier.	
"Listen to the Elders," Naira reminded everyone.	
The lake gives us life, and we must care for it.	
When we work together, we all flourish.	
Protecting the lake for future generations.	

Principle Bank

- Reciprocity
- Interrelatedness
- Respect
- Reverence
- Synergy
- Holism
- Responsibility

Analogy Match

Read each message on the left. Then, draw a line to match it to the correct part on the right.

Column A	Column B
Bee : Honey	a) Painter : Brush
Teacher : School	b) Clock : Time
Pencil : Writer	c) Chef : Kitchen
Book : Knowledge	d) Spider : Web
Doctor : Hospital	e) Student : Classroom
Eye : See	f) Ear : Hear



BC Language Curriculum

Reading Comprehension – Grade 4



Cause and Effect



Read each cause on the left. Then, choose the correct effect on the right and check the box to show your answer.

1) Marcus forgot to save his project on the computer.

☐

His project was ready to print.

☐

He had to start over.

2) Zoe planted sunflower seeds in spring.

☐

The sunflowers grew tall and bright.

☐

The ground stayed empty.

3) A tree branch fell during a windy night.

☐

Nothing was on the road.

☐

The road was blocked.

4) Caleb left the freezer door open.

☐

The ice cream melted.

☐

Everything stayed frozen.

5) Priya spilled juice on the homework sheets.

☐

The pages got sticky.

☐

The papers stayed clean.

6) Noah's kite got caught in the tree.

☐

The kite flew away perfectly.

☐

He couldn't pull it down.

7) Jordan stayed up late reading.

☐

He was full of energy all morning.

☐

He felt sleepy in class.

8) Evelyn practiced basketball after school every day.

☐

She missed every basket.

☐

She became the best shooter on her team.



F

Read each funny cause on the left and the effect that makes sense.

Funny Causes

Felix sneezed so hard that his hat flew off.

The meatball rolled down the hill at full speed.

Pickles the parrot tried to eat spaghetti with a fork.

Mr. Harold slipped on a noodle.

The spaghetti blizzard got stronger.

Silly Effects

a) A spaghetti snowman melted into a giant pasta puddle.

b) His hat landed on his neighbour's dog.

c) The dog chased it all the way to the town square.

d) The fork flipped, and spaghetti flew everywhere.

e) He slid across the ground like he was ice-skating.

Text Features

1) act like titles that tell what the big sections are about.

2) make information easy to see and compare.

3) A groups related facts together using smaller headings.

4) are small symbols that give us quick meaning or ideas.

Glossary

Table of content

Icons


Headings

Charts



Google Slides Lessons Preview





<p>The clown.</p> <p>The clown tricked.</p> <p>The clown tricked the kid.</p> <p>The clown tricked the kid in the show.</p>		<p>The girl.</p> <p>The girl hiked.</p> <p>The girl hiked the trail.</p> <p>The girl hiked the trail with her camera.</p>	
<p>The boy.</p> <p>The boy jumped.</p> <p>The boy jumped on the sofa.</p> <p>The boy jumped on the sofa & laughed.</p>		<p>The team.</p> <p>The team finished.</p> <p>The team finished the drama.</p> <p>The team finished the drama after school.</p>	

BC Language Curriculum

Conventions & Vocabulary – Grade 4

Week 2 - Vocabulary List

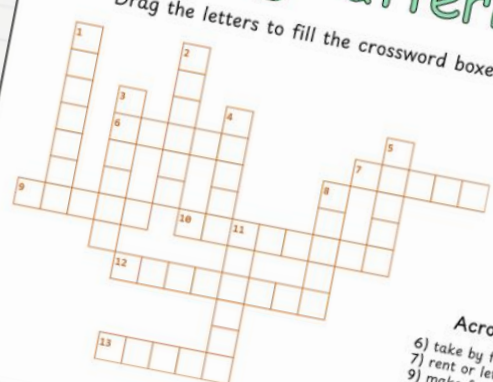
Find 10 words in the word search and circle each one. Look at the word list to help you!

W	S	F	U	Z	F	F	O	N	A	R	E	G	R	E	T	
P	R	E	T	Z	E	L	E	C	H	O	E	S	A	K	C	Y
R	U	S	A	G	E	N	D	A	V	C	Z	Q	T	S	O	Q
P	B	E	T	A	C	T	W	E	N	T	Y	V	O	X	M	R
E	E	X	T	N	L	E	M	O	N	A	D	E	R	H	P	G
N	F	O	C	L	E	M	O	N	S	C	K	C	S	E	A	H
N	R	B	E	S	S	T	A	B	L	E	S	Q	H	D	S	O
I	I	A	L	T	E	L	E	P	H	A	N	T	S	G	S	R
E	E	H	E	E	V	E	G	E	T	A	B	L	E	E	E	S
S	N	I	S	P	Y	T	R	I	P	S	E	D	B	S	S	E
L	D	J	M	E	L	O	N	S	Q	Z	B	M	B	O	M	S

agenda	vegetable	select	pretzel
befriend	lemonade	horses	twenty
pennies	compasses	echoes	hedges
regret	elephants	lemons	stables
melons	trips	boxes	pets

Spelling Patterns - VVce Words

Drag the letters to fill the crossword boxes. Use the clues to help you make the words!



a	c	e	r	e	a	v	e	s	s	e
e	n	e	a	a	e	e	s	e	w	a
i	d	e	e	e	l	r	a	r	e	a
e	s	g	i	k	c	e	v	s	c	e
v	a	l	g	e	l	c	a	e	v	s
t	s	e	a	r	e	h	p	i	v	a

Across

- take by force
- rent or let use
- make fun of
- make smaller
- make bigger
- lift or pull hard

Down

- set free
- make happy
- oily or fatty stuff
- go away
- stop or end
- make by crossing threads
- cut or split apart

Spelling Patterns

Look at the pictures. Drag the missing letters into the boxes. Every word is a VCCC word.



B			h
E			r
W			e
T			h
W			t
B			n
P			u
S			t

e	c	r	a	c
d	h	p	h	h
t	c	n	r	g
h	n	h	a	c
c	a	c	r	h
h	w	h	i	f



BC Language Curriculum

Conventions & Vocabulary – Grade 4

Suffix -ish

Drag the words that can correctly form real -ish words into the box with the suffix "-ish."

-ish	Old	Cat	Yellow
-ish	Fever	Car	Child
-ish	Book	Blue	Lamp
-ish	Jump	Tickle	Self
-ish	Fool	Dark	Chair
-ish	Pretty	Boy	Pink

-ish
-ish
-ish
-ish
-ish
-ish
-ish

Shade the box that

Spill the beans 	<input type="checkbox"/> to reveal a secret		<input type="checkbox"/> to study hard
Piece of cake 	<input type="checkbox"/> to throw beans on the floor	Poker face	<input type="checkbox"/> a face that shows no emotion
On cloud nine 	<input type="checkbox"/> something very easy		<input type="checkbox"/> a face used in playing cards
	<input type="checkbox"/> a slice of dessert	When pigs fly 	<input type="checkbox"/> pigs actually learning to fly
	<input type="checkbox"/> flying in the sky literally		<input type="checkbox"/> something that will never happen
	<input type="checkbox"/> extremely happy		

Use of Commas to Indicate Pauses

Drag each sentence into the correct column based on whether it requires a comma to separate items or ideas.

Needs a comma	Correct as is
The sun set and the stars appeared.	They played soccer and volleyball at school.
We cooked dinner watched a movie and went to sleep.	I like cats dogs and rabbits.
The cake rich creamy and sweet was delicious.	We laughed, talked, and played all afternoon.
My dog is small, fluffy, and friendly.	My sweater soft warm and cozy keeps me warm.
She bought pencils markers notebooks and glue.	We laughed, talked, and played all afternoon.