



Preview – Information



Thank you for your interest in this bundle.
Within this preview, you will see:

- ✓ A selection of Ready-To-Use Google Lesson Slides for each unit included in this bundle.

When you make a purchase, you will receive a link to where you can make copies of the Google Lesson Slides to your Google Drive.

Thank you for shopping with us. Please let us know if you have any questions at:

rob@supersimplesheets.com



Google Slides Lessons Preview





- Learning Goals
- Discussion Questions
- Quotes
- And More!

We are learning to **recognize and understand different text forms** so we can **choose the best way to share our thoughts, ideas, and information with others**. This helps us communicate more clearly and makes our writing easier to enjoy and understand.

Story	Letter	Poem	Checklist	Instruction	Report
Steps that tell us how to do something.	Quick notes to help us remember things.	Fun adventures about people, animals, or places.	Facts about a topic, like animals or places.	Messages we write to friends or family.	Special words that can rhyme



- Writing
- Matching
- Drag and Drop
- Drawing
- And More!

- Exit Cards
- Quizzes
- Reflection
- And More!

Prompt: Talk to a friend about how you get ready for school. Then write the steps below.

This image shows a handwriting practice sheet. It contains four identical sets of horizontal lines. Each set consists of three lines: a solid top line, a dashed middle line, and a solid bottom line. These lines are provided for tracing practice to help children learn the correct height and placement of letters.



Saskatchewan Language Writing – Grade 2

Who Can Help? – Community Helpers

Drag the name of the community helper who could help in each situation.

- 1 You need to buy some food.
- 2 You are lost and need help finding your way.
- 3 You want to find a book to read.
- 4 Your hair needs to be cut or styled.
- 5 There is a fire in your house.
- 6 You need help learning something new.
- 7 Your car or bike is broken.
- 8 You want to send a letter or package.



Hairdresser
Teacher
Police Officer
Mail Carrier
Librarian
Mechanic
Store worker
Firefighter

Joining a Compound Sentence

Choose a word from the box and write it on the line to make one correct sentence.

- 1 I wanted to go swimming, _____ it started to rain.
- 2 Mia loves to read books, _____ she visits the library often.
- 3 The dog barked loudly, _____ the cat hid under the bed.
- 4 You can draw a picture _____ you can write a poem.
- 5 I spilled my juice, _____ I cleaned the table.
- 6 Liam likes soccer, _____ Mira likes basketball.
- 7 We could watch a movie _____ read a book.



and	or	but	so
and	or	but	so
and	or	but	so
and	or	but	so
and	or	but	so
and	or	but	so
and	or	but	so



Arrange the Jumbled Sentences

Drag the words to put them in the correct order and make complete sentences. Make sure each sentence is a complete sentence.


playing	are	to school	everyday
The kids	outside	walks	He
eats	everyday	The dog	is
breakfast	She	barking	loudly



Saskatchewan Language Writing – Grade 2

Transitional Words Practice

Look at each picture and write the correct transitional word (**To Begin, Step Two, After That, Lastly**) above it to show the correct order of the cycle.

After that	Lastly	To begin	Step Two	Finally	First	Then	Next
							

Parts of a Report

Identify the parts of the report using the example on the right.

Drag here:	
1	
2	
3	
4	
5	
6	

Pictures

Title

Introduction

Body

Conclusion

Headings

1 →

2 →

3 →


4 →

5 →

6 →

Space is everything. Planets, stars, moons, and galaxies are out there. Learn some exciting facts about space.

Planets and Stars




The Sun is the closest star to Earth and gives us light and heat. Planets like Earth, Mars, and Jupiter travel around the Sun. Some planets are made of rock, while others are giant balls of gas. Space is also filled with millions of stars that twinkle brightly at night.

Space is full of wonders, from glowing stars to giant planets. There is still so much to explore and discover about our universe!

Facts About Earth

Drag the letters of the correct facts about Earth in the boxes below.



A	Earth is round like a ball.
B	It takes one year to orbit the sun.
C	Earth is the biggest planet.
D	Plants and animals live here.
E	It has land and water.
F	Earth has two suns.
G	Earth spins day and night.
H	Earth is flat.
I	Air covers the Earth.
J	Earth has one Moon.
K	Earth glows in the dark.
L	Earth goes around the Sun.



Google Slides Lessons Preview





Saskatchewan Language Curriculum

Reading Comprehension – Grade 2

3-Part Lesson Format

Part 1 – Minds On!

- Learning Goals
- Discussion Questions
- Quotes
- And More!

Learning Goal

What are Reading Comprehension Strategies?

We are learning to understand different reading comprehension strategies so we can make connections, ask questions, make predictions, visualize stories, and draw inferences to better understand what we read.



Match the Message to Its Purpose!

Read each message on the left. Then, draw a line to match it to the correct purpose on the right.

Messages	Purpose of the Message
Remember to bring your lunch tomorrow.	a) So you can prepare for the weather.
Don't run on the wet floor.	b) To share something exciting or make you smile.
The fire drill will start after recess.	c) To give information about what's happening later.
You did an amazing job on your project!	d) To teach how to care for the environment.
Please recycle your paper when you're done.	e) To remind you so you don't forget.
It might snow this weekend!	f) To help you stay safe.

Part 2 – Action!

- Writing
- Matching
- Drag and Drop
- Drawing
- And More!

Part 3 – Consolidation!

- Exit Cards
- Quizzes
- Reflection
- And More!

Read the story carefully and think about what is happening and what might happen next.

Liam and Sophie woke up early on Saturday morning and looked outside. Everything was white! Snow covered the trees, the road, and their front yard. "Let's build the biggest snow fort ever!" Sophie said excitedly. They put on their boots, hats, and mittens and ran outside. Liam rolled a huge snowball while Sophie started stacking blocks of snow. Soon, they had a tall, strong fort. Their dog, Max, jumped around in the snow, barking happily. Just as they finished, big snowflakes started falling again. "Perfect timing!" Liam laughed. It was the best snow day ever.



Consolidation – The Big Snow Day ❄️

Questions

- 1) **Making Connections** – Have you ever built a snow fort or played outside in the snow like Liam and Sophie?
- 2) **Questioning** – What questions did you have while you read?
- 3) **Visualizing** – Draw what you see in your mind from the story.
- 4) **Prediction** – What do you think Liam and Sophie might do after finishing their snow fort?
- 5) **Inference** – How do you think Liam and Sophie felt while building the fort?



Consolidation



Saskatchewan Language Curriculum

Reading Comprehension – Grade 2

Story Elements Sort & Match

Read each card. Decide if it shows a Character, Setting, or Plot. Place each card in the correct box.

Messages	Answer
1) A brave little mouse.	
2) A dark cave with shiny rocks.	
3) The puppy lost his favourite ball.	
4) A park with tall trees and swings.	
5) The bird can't find its nest.	
6) A girl who loves to explore.	
7) A storm begins during the picnic.	

Character
Setting
Plot

Once a Story

Number the story events from one to four

1	2	3	4
<p>The wind blew, and the kite soared high in the sky.</p>	<p>She climbed a little ladder to reach the kite.</p>	<p>Mia and her friends laughed and chased the kite.</p>	<p>Mia found a shiny red kite stuck in a tree.</p>

Character

After reading the short folk tale story. Look at the list of characters and the events in the story.

Character	What They Did in the Story
Mouse	a) Got trapped in a hunter's net and was saved by the mouse.
Forest Animals	b) Chewed through the ropes and freed the lion.
Lion	c) Set the net to catch animals but left before catching the lion
Hunter	d) Watched and cheered when the lion was set free.



Saskatchewan Language Curriculum

Reading Comprehension – Grade 2

Matching Activity – Ordering Steps

Drag the steps into the correct order. How to make a peanut butter and jelly sandwich.

Order	
1	
2	
3	
4	
5	
6	
7	

Steps
Spread peanut butter on one slice of bread.
Cut the sandwich in half if you want.
Get out the peanut butter, jelly, a knife, and a plate.
Spread jelly on the other slice of bread.
Enjoy your delicious sandwich!
Take out two slices of bread.
Put the two slices together to make a sandwich.

The

Then

Now

Sentence

- 1) Kids walked long distances to school.
- 2) Kids use tablets to learn at school.
- 3) Families cooked on fires outside.
- 4) Kids played with sticks and stones.
- 5) People wrote letters to send messages.
- 6) Families use microwaves and stoves.
- 7) Kids play video games at home.
- 8) People send texts on phones.

Adult or Kid Voice

Read the review and drag adult or kid based on who you think wrote the review.

Adult

Kid

Magic Kingdom Rides – "I screamed SO loud on the roller coaster! It was AWESOME! I want to go again!"	
Candy Blast Movie – "The candy turned into superheroes! It was hilarious, and I couldn't stop laughing!"	
The History Museum – "The exhibit was informative and well-organized. I especially enjoyed learning about ancient tools."	
Starry Night Symphony – "The music was calming and beautifully arranged. It felt peaceful and thoughtful."	
Alien Adventure Show – "The aliens burped glitter! Best show ever!"	
Wildlife Documentary – "The narrator explained animal habitats in great detail. It was very educational and fascinating."	
Super Pizza Party Game – "I beat the dragon boss and unlocked the secret pizza world! So cool!"	



Google Slides Lessons Preview





Saskatchewan Language Curriculum Conventions & Vocabulary – Grade 2

3-Part Lesson Format

Part 1 – Minds On!

- Learning Goals
- Discussion Questions
- Quotes
- And More!

Word List - Week 1

Unscramble the letters and drag them into the boxes to spell the 10 words at the top.

blue blur blow bled blend sad crab scab flat stand

t s d n a u r l b d s a l o b w n l b e d

e b l d r c b a c b s a u l e b a l f t

Vocabulary

Look at the pictures. Read the sentences. Drag the sentence that matches each picture.

- The sun set behind the tall mountains.
- A red balloon floated into the sky.
- The dog ran through the deep snow.
- A girl read a book under a big tree.
- A bird built a nest in the tree.
- The cat slept on a warm pillow.
- A turtle crossed the quiet road.
- A fish swam in the clear blue water.
- A frog jumped into the pond.

Part 2 – Action!

- Writing
- Matching
- Drag and Drop
- Drawing
- And More!

Part 3 – Consolidation!

- Exit Cards
- Quizzes
- Reflection
- And More!

Picture Predictions

Look at each picture. Drag the check mark (✓) to the sentence that says what you think will happen next.


- The baby will laugh.
- The baby will get out of the crib.
- Mother will come get the baby.
- The man will try to shoot a basket.
- The ball will roll away.
- The man will fall down.
- The boy will drop the flowers.
- The girl will take the flowers.
- A bird will take the flowers.
- The boy will trip and fall.
- Someone will catch the boy.
- The boy will catch the school bus.

Saskatchewan Language Curriculum Conventions & Vocabulary – Grade 2

Suffixes -s

Drag each picture to the box with its name. Match the picture to the singular or plural word.

Flower	Cups	Dog
Bed	Shoes	Flowers
Pencils	Tiger	Chairs



Synonyms

Circle the words that mean the same as the word on the left.

Word	Synonyms		
happy	joyful	cheerful	sad
big	tiny	large	huge
fast	quick	speedy	slow
smart	foolish	intelligent	clever
brave	courageous	scared	bold
nice	kind	friendly	rude

Circle the correct sight word.

	Cry	Sleep		Eat	Drink		Dance	Paint
	Laugh	Try		Nap	Sing		Walk	Sit
	Box	Car		Down	Under		Jump	leap
	Toy	Train		Side	Up		Cake	Coffee
	Eyes	Nose		Walk	Run		Candy	Loaf
	Ear	Chin		Jump	Crawl			

Saskatchewan Language Curriculum Conventions & Vocabulary – Grade 2

Onomatopoeia

Match each picture with the correct onomatopoeia by dragging the sound to the right image.

Boom!	Pop!				
Meee!	Hiss!				
Ring!	Bang!				
Klang!	Tweet!				
Bzzz!	Moo!				
Meow!	Vroom!				

Look at the pictures.

Write the sound that each picture makes.

I lie under the big tree.

The frog can swim in the water.

Mom tied my shoes for me.

I got a hug from Mom.






We picked fresh apples from the tree.

The wide river is hard to cross.

My favourite fruit is a mango.

Changing Sound

Use the correct letters to complete the base words and then change the middle and ending sounds to form new words. Letters may be repeated.

Base Word	Change Middle	Change End
 a t	b t	b a
 a p	c p	c a
 o g	l g	l o
 a p	m p	m a
 i t	h t	h i

t	h	d
a	b	l
c	i	n
g	e	s
o	g	m