



Preview – Information



Thank you for your interest in this bundle.
Within this preview, you will see:

- ✓ A selection of Ready-To-Use Google Lesson Slides for each unit included in this bundle.

When you make a purchase, you will receive a link to where you can make copies of the Google Lesson Slides to your Google Drive.

Thank you for shopping with us. Please let us know if you have any questions at:

rob@supersimplesheets.com



Google Slides Lessons Preview





Saskatchewan Language Writing – Grade 3

3-Part Lesson Format

Part 1 – Minds On!

- Learning Goals
- Discussion Questions
- Quotes
- And More!

LEARNING GOAL

We are learning to **recognize and understand different text forms** so we can **choose the best way** to share our thoughts, ideas, and information with others. This helps us communicate more clearly and makes our writing easier to enjoy and understand.

Matching: Text Forms

Look at each example and drag the correct text form from the right side to match it.

A Recipe Book 	The Story of The Ant and Grasshopper 	Note to a teacher 	Who is Scientist Albert Einstein? 
Garfield By Jim Davis 	A poster saying "Save the Earth: Recycle!" 	A Haiku 	The Life Cycle of a butterfly 

Biography

Persuasive Writing

Poem

Report

Instruction

Narrative

Comic Strip

Letter

Part 2 – Action!

- Writing
- Matching
- Drag and Drop
- Drawing
- And More!

Part 3 – Consolidation!

- Exit Cards
- Quizzes
- Reflection
- And More!

Fantasy Genre Character Creation

Look closely at the creature in the image and then describe its appearance, features, and what makes it magical or unique.





Saskatchewan Language Writing – Grade 3

Find the Right Setting

Read each description and drag the picture that matches the setting into the correct box.

The sun was shining brightly, and the waves splashed gently on the sand. Children were running around, building sandcastles and collecting seashells.		Colourful posters covered the walls, and books were neatly stacked on the shelves. The students sat at their desks, listening to their teacher.	
Tall trees stood close together, their leaves making a green roof above. Birds chirped loudly, and a squirrel ran quickly across the ground.		The swings moved back and forth, and the slide sparkled in the sun. Children laughed as they played tag and climbed on the jungle gym.	



Match

Read each description carefully and match it to the correct picture.










A Mia has got brown curly hair. She has got green eyes and a small nose. She's very kind.	B Leo has got short black hair. He has got dark skin and a big smile. He's funny.	Emma has got long blond hair and big eyelashes. She's friendly.
D Noah has got blue eyes and has one tooth. He hasn't got long hair. He's playful.	E Ava has got straight red hair. She hasn't got blue eyes. She's helpful.	F Max has got spiky hair. He hasn't got blond hair. He's cool.





















Similes Practice










Write the two parts that make a simile.










1) As busy	
2) As brave	
3) As light	
4) As cold	
5) As sweet	
6) As slow	
7) As quiet	
8) As fast	
9) As gentle	
10) As strong	
































































































































































































































































































































































































































































































Google Slides Lessons Preview





Saskatchewan Language Curriculum

Reading Comprehension – Grade 3

3-Part Lesson Format

Part 1 – Minds On!

- Learning Goals
- Discussion Questions
- Quotes
- And More!

Learning Goal

What are Text Forms and Reading Comprehension Strategies?

We are learning to understand different reading comprehension strategies so we can explain how they help us understand, connect with, and visualize what we read.



Text Type Match-Up!

Drag the text form to the matching text example.

Text Examples	Principle
"Dear Sam, Thank you for the birthday gift! From, Ava."	
"Once upon a time, a boy found a magic key in the forest."	
"To make lemonade, squeeze lemons, add sugar, and stir."	
"Dogs have strong noses that help them find things."	
"Be kind to others—it makes the world a happier place!"	
"Roses are red, violets are blue, my heart smiles when I see you."	
"Luna always wore a cape when she helped her town. 'I'm Super Lunal' she said."	
"Terry Fox ran across Canada to raise money for cancer research."	



Text Forms

Instructions

Comic Strip

Persuasive Writing

Letter

Poem

Narrative

Report

Biography

Part 2 – Action!

- Writing
- Matching
- Drag and Drop
- Drawing
- And More!

Part 3 – Consolidation!

- Exit Cards
- Quizzes
- Reflection
- And More!

Read the letter and the email. Then answer the questions by looking carefully at the words, sentences, and ideas.

Dear Ms. Sudnik,

I wanted to tell you about the new library corner in our classroom! We now have soft chairs, little lamps, and a shelf full of mystery books. I borrowed one about a missing parrot, and I couldn't stop reading it! My friends and I like meeting there after lunch to share what we've discovered in our books. I'm glad we have such a cosy place to read now.

Sincerely,

Evelyn

Hi Marcus,

Guess what I tried today? I went ice skating for the first time! At first, I slipped a lot, but after a while, I found my balance and could glide across the rink. My cousin even showed me how to spin. It was amazing! My legs feel a little tired now, but I can't wait to go again next weekend. Want to come with me next time?

Your friend,
Diego

Consolidation – Understanding Letters and Emails

Questions for the letter

- 1) **Voice in letter writing:** Is this letter formal or informal? How do you know?
- 2) **Sentence Structure:** What part of the letter is the greeting, opening, body and closing?
- 3) **Making an inference:** Why do you think Evelyn is excited about the new library corner?

Questions for the email

- 1) **New Vocabulary:** What does the word "glide" mean in this email?
- 2) **Cohesive Ties:** Find one pronoun and one linking word in the email.



Consolidation



Saskatchewan Language Curriculum

Reading Comprehension – Grade 3

Match the Story to the Principle!

Drag the principle to the matching part of the story.

Part from The River's Gift	Principle
Taye promised to use the cedar's gift wisely.	
The community planted new saplings to give back.	
They sang songs to honour the cedar's spirit.	
The people saw how every life is connected.	
They cared for the river, trees, animals, and people as one whole	
The people joined their strengths, and together they built strong homes.	
Taye asked the cedar for help and treated it kindly.	

Principle Bank

- Reciprocity
- Interrelatedness
- Respect
- Reverence
- Synergy
- Holism
- Responsibility

Sentence

Read the sentence carefully. Choose a word from the word box.

1) Carla carried the _____ cookies to class.

2) Brandon built a _____ bridge by the brook.

3) Tina told a _____ tale to her teammates.

4) Gary's goat gave a _____ greeting.

5) Molly made a _____ mistake in math.

Word Box: massive, big, great, timeless, crunchy

Rhythm

Read the sentence and check if it has a strong rhythm.

Sentence	Strong Rhythm
1) The river rolled gently down the valley.	<input type="radio"/>
2) Sam ran fast up big hill.	<input type="radio"/>
3) The morning breeze carried the soft birdsong.	<input type="radio"/>
4) Tim and Jen play fun games.	<input type="radio"/>
5) Dog bark loud in yard.	<input type="radio"/>
6) The candles flickered as the storm blew in.	<input type="radio"/>
7) Ben eat lunch quick.	<input type="radio"/>
8) A golden butterfly drifted across the sky.	<input type="radio"/>



Saskatchewan Language Curriculum

Reading Comprehension – Grade 3



Sequence an Easy Story

Number the story events from one to four.

1

2

3

4



Liam drives to his basketball game.



The ball goes in and his teammates are celebrating!



They go get ice cream to celebrate their win.



Liam shoots the game winning basket.



Read the limerick poem carefully. Look for rhyming words into the "Rhyming Words" box.

There once was a boy on a hill,
Who loved to ride bikes for the thrill.
He zoomed down the lane,
Through sunshine and rain,
And laughed as he sped past the mill.

Rhyming Words

Fill-the-Gap Cinquain Activity

Read each cinquain poem. One line is missing! Choose the best line from the options to complete the poem.

Butterfly
Gentle, bright
[Blank line]
Symbol of peace worldwide
Insect

Ocean
Deep, wide
[Blank line]
Makes me feel tiny
Sea



- Flapping, flying, floating
- Flapping their wings
- Running, sniffing, glimmering

- Swimming, hunting, reflecting
- Barking, running, jumping
- Splashing, roaring, rolling



Google Slides Lessons Preview





Saskatchewan Language Curriculum Conventions & Vocabulary – Grade 3

3-Part Lesson Format

Part 1 – Minds On!

- Learning Goals
- Discussion Questions
- Quotes
- And More!

Week 1 - Vocabulary List

Find 15 words in the word search and circle each one. Look at the word list to help you!

N	D	C	M	P	B	L	E	E	D	C	N
V	L	H	K	V	B	L	E	A	K	M	T
T	R	A	P	C	L	F	P	W	D	X	A
H	H	T	E	D	A	Y	A	N	B	B	G
S	R	E	U	R	N	P	R	W	B	L	P
A	Q	I	G	J	K	N	T	O	L	A	A
R	C	E	B	L	O	B	S	L	A	M	L
C	N	V	F	L	A	S	H	B	C	E	C
B	L	I	P	G	R	A	B	H	K	P	V

blip	blame	trap
blob	bleak	strap
blow	bleed	flash
blank	chat	crash
black	clap	grab

Vocabulary

Drag each word to its matching picture.



black	spring
grab	bleak
bless	blob
chat	crash
blow	stone
flash	strap
brain	blank
bleed	blame
trap	brown
blip	clap

Part 2 – Action!





- Writing
- Matching
- Drag and Drop
- Drawing
- And More!

Part 3 – Consolidation!

- Exit Cards
- Quizzes
- Reflection
- And More!

Picture Predictions









Drag the ✓ check mark to the picture predictions that correctly show what will happen next. ✓













	<input type="checkbox"/> They will water the plant, and it will grow.		<input type="checkbox"/> The river will become dirty.
	<input type="checkbox"/> They will cut it down.		<input type="checkbox"/> The river will sparkle because of the garbage.
	<input type="checkbox"/> They will colour it blue.		<input type="checkbox"/> The river will stay clean.
	<input type="checkbox"/> They will throw away the soup.		<input type="checkbox"/> They will ignore each other.
	<input type="checkbox"/> The mother will let the child taste the food.		<input type="checkbox"/> They will hurt each other.
	<input type="checkbox"/> The mother will get mad at the child for peeking.		<input type="checkbox"/> They will comfort the kid and apologize to each other.

Saskatchewan Language Curriculum Conventions & Vocabulary – Grade 3

Compound Words

Drag and match the two pictures that combine to form a compound word.

	+		=	Pancake
	+		=	Mailbox
	+		=	Jellyfish
	+		=	Lipstick









			
			
			

Compound Words

Circle the compound words in each row.

homemade	except	cottonwood	<input type="text"/>
bargain	stolen	opinion	button
downhill	inside	absolute	backtrack
character	friend	riverbank	equator
become	headlight	pumpkin	villain
		quicksand	

Colour the correct prefix.


sub super	+		sub super	+		super
sub super	+		sub super	+		sub super
sub super	+		sub super	+		sub super
						
						

Saskatchewan Language Curriculum Conventions & Vocabulary – Grade 3

Vocabulary

Read all the sentences on the right. Choose only the declarative sentences.
Drag each declarative sentence to the picture it matches.













That was a smart answer to the question.

A dark smudge was on the page.

The heater keeps the room warm in winter.

I will reach the shelf if I stand on a chair.

She gave her mom a big smile.

Farmers grow wheat in the field.

Thick smoke came from the fire.

Please do not smear paint on the desk.

She wore a red bead on her necklace.

I like to read a story before bed.

Our soccer team won the game.

He will smash the can with a rock.

The cat was so small it could fit in a shoe.

Read each set of words carefully.




- ☐ thermomiter
- ☐ thermometer
- ☐ termometer
- ☐ atmosfere
- ☐ atmosphere
- ☐ atmosphere
- ☐ direction
- ☐ direktion
- ☐ direction
- ☐ wether
- ☐ whether
- ☐ weather




- ☐ experim
- ☐ experment
- ☐ experiment
- ☐ currant
- ☐ curent
- ☐ current
- ☐ continent
- ☐ contanent
- ☐ continant

Phonics-Phonemes ei and mb


Look at each picture and read the word. Fill in the missing letters using ei or mb from the Word Bank to complete the words.




co




h ght




la




ght




cli




bo




sl gh



to



thu



n ghbour

Word Bank

ei

mb