



# Preview - Information



Thank you for your interest in this bundle.  
Within this preview, you will see:

- ✓ A selection of Ready-To-Use Google Lesson Slides for each unit included in this bundle.

When you make a purchase, you will receive a link to where you can make copies of the Google Lesson Slides to your Google Drive.

Thank you for shopping with us. Please let us know if you have any questions at:

[rob@supersimplesheets.com](mailto:rob@supersimplesheets.com)



# Google Slides Lessons Preview





# Manitoba Language Curriculum Conventions & Vocabulary – Grade 3

## 3-Part Lesson Format

### Part 1 – Minds On!

- Learning Goals
- Discussion Questions
- Quotes
- And More!

### Week 1 - Vocabulary List

Find 15 words in the word search and circle each one. Look at the word list to help you!

N	D	C	M	P	B	L	E	E	D	C	N
V	L	H	K	V	B	L	E	A	K	M	T
T	R	A	P	C	L	F	P	W	D	X	A
H	H	T	E	D	A	Y	A	N	B	B	G
S	R	E	U	R	N	P	R	W	B	L	P
A	Q	I	G	J	K	N	T	O	L	A	A
R	C	E	B	L	O	B	S	L	A	M	L
C	N	V	F	L	A	S	H	B	C	E	C
B	L	I	P	G	R	A	B	H	K	P	V

blip	blame	trap
blob	bleak	strap
blow	bleed	flash
blank	chat	crash
black	clap	grab

### Vocabulary

Drag each word to its matching picture.

<input type="text"/>	<input type="text"/>	<input type="text"/>	<input type="text"/>
<input type="text"/>	<input type="text"/>	<input type="text"/>	<input type="text"/>

- |       |        |
|-------|--------|
| black | spring |
| grab  | bleak  |
| bles  | blob   |
| chat  | crash  |
| blow  | stone  |
| flash | strap  |
| brain | blank  |
| bleed | blame  |
| trap  | brown  |
| blip  | clap   |

### Part 2 – Action!

- Writing
- Matching
- Drag and Drop
- Drawing
- And More!

### Part 3 – Consolidation!

- Exit Cards
- Quizzes
- Reflection
- And More!

### Fluency Readings

Read each line slowly. Say the words out loud.  
Have fun reading!

This is a small.  
This is a small blip.  
This is a small blip on the black.  
This is a small blip on the black screen.



The black.  
The black cat.  
The black cat will.  
The black cat will grab the strap.



She will.  
She will bleed fast.  
She will bleed fast from.  
She will bleed fast from the sharp trap.



The wind.  
The wind will.  
The wind will blow.  
The wind will blow the black hat away.





# Manitoba Language Curriculum Conventions & Vocabulary – Grade 3

## Compound Words

Circle the compound words in each row.

homemade	except	cottonwood	button
bargain	stolen	opinion	backtrack
downhill	inside	absolute	equator
character	friend	riverbank	villain
become	headlight	pumpkin	quicksand

## Word Search - Vocabulary List

Find the words in the word search and circle each one. Look at the word list to help you!

CREATURE FATE  
PLATE ECREATE  
IFJPUTCKTISC  
OPEEPARKANTR  
HEQVRRAKDFAA  
CRACKCSEPLTV  
CMLATEHCUAEE  
CRUSTLOCATEF  
LTFIKJOVGEHX

crate	crave	crack
crash	crept	crust
create	creature	late
locate	update	inflate
fate	plate	state

## Types of Sentences

Read all the sentences on the page.  
Drag each declarative sentence to the box.

My dinner.	Is the cat on the chair?
Go play soccer in the park.	The cat is sleeping on the chair.
Water the flowers in the garden.	Listen to the barking dog.
Are we playing soccer in the park?	Is my mom cooking dinner?
He drinks a glass of milk every day.	The dog is barking loudly.
Why is the dog barking loudly?	Drink a glass of milk every day.
The flowers are growing.	

# Manitoba Language Curriculum Conventions & Vocabulary – Grade 3

## Vocabulary

Look at the pictures. Read the sentences. Drag the sentence that matches each picture.



- She will fry an egg for breakfast.
- I ate a sweet fruit with my lunch.
- The flowers look fresh in the vase.
- The man told a fraud to get money.
- She is frugal and saves her coins.
- Be careful with the cup, it is fragile.
- Do not fret, everything will be fine.
- We baked an apple pie last night.
- The dog stayed inside during the storm.

## Parts

Look at each picture. Say the action word.

Run	Jump	Sing	Read
Play	Write	Clap	Eat
Sleep	Swim	Talk	Draw



...nces. Drag the sentence that matches each picture.



- The elephant sprays water with its trunk.
- Dad will trim the bushes with scissors.
- The cat will slowly approach the bird.
- A brown toad jumped into the wet grass.
- The chef makes a big trial cake.
- A tractor pulled the hay across the farm.
- The rain will soak the boy's red jacket.
- Mom made buttered toast for breakfast.
- A small boat floated on the calm lake.



# Google Slides Lessons Preview





# Manitoba Language Curriculum Reading Comprehension– Grade 3

## 3-Part Lesson Format


### Part 1 – Minds On!

- Learning Goals
- Discussion Questions
- Quotes
- And More!

#### Learning Goal

What are Text Forms and Reading Comprehension Strategies?

We are learning to understand different reading comprehension strategies so we can explain how they help us understand, connect with, and visualize what we read.



### Text Type Match-Up!

Drag the text form to the matching text example.

Text Examples	Principle
"Dear Sam, Thank you for the birthday gift! From, Ava."	
"Once upon a time, a boy found a magic key in the forest."	
"To make lemonade, squeeze lemons, add sugar, and stir."	
"Dogs have strong noses that help them find things."	
"Be kind to others—it makes the world a happier place!"	
"Roses are red, violets are blue, my heart smiles when I see you."	
"Luna always wore a cape when she helped her town. 'I'm Super Lunal!' she said."	
"Terry Fox ran across Canada to raise money for cancer research."	

#### Text Forms

Instructions

Comic Strip

Persuasive Writing

Letter

Poem

Narrative

Report

Biography

### Part 2 – Action!

- Writing
- Matching
- Drag and Drop
- Drawing
- And More!

### Part 3 – Consolidation!

- Exit Cards
- Quizzes
- Reflection
- And More!

Read the story carefully and think about what is happening and what might happen next.

Kerry is busy setting up her project for the school science fair. She built a small volcano that could erupt using baking soda and vinegar. As she arrange her display board, students from other classes walked around to look at the projects. Across the room, someone's solar system model spun slowly, and another project showed a working windmill. Kerry whispered, "I hope mine works when the judges come!" She smiled but kept checking the volcano nervously. The room buzzed with excitement as students showed off their hard work.

#### Consolidation – The School Science Fair

##### Questions

- 1) **Making Connections** – Make a connection to the reading: text-to-self, text-to-text, or text-to-world.
- 2) **Questioning** – What is one question you have about the reading.
- 3) **Visualizing** – Draw what you see in your mind from the story.
- 4) **Prediction** – What do you think might happen when the judges test Kerry's volcano?
- 5) **Inference** – How do you think she is feeling while waiting for the judges?



Consolidation



# Manitoba Language Curriculum Reading Comprehension- Grade 3

## Making Inferences from a Letter

★★★★★

Read the sentences. Drag and drop stars to rate each sentence: ★★★★★ = Perfect inference (matches the letter best) and ★ = Weak inference (doesn't fit well)

Sentence	★★★★★
1) Clara enjoys working outdoors and is excited to see the plants grow.	☆☆☆☆☆
2) Clara is a hard worker.	☆☆☆☆☆
3) Clara hates gardening and doesn't plan to visit the garden again.	☆☆☆☆☆
4) Clara's favourite fruit is strawberries.	☆☆☆☆☆
5) Clara is a vegetarian (she doesn't eat meat).	☆☆☆☆☆

Read each sentence. Find a word that rhymes with the bold word and drag it on the blank line.

afternoon      steel  
snake              well  
night              face

**A**  
The children sailed across the lake in a wooden \_\_\_\_\_

**B**  
Nina found a shiny **shell** near the \_\_\_\_\_

**C**  
The stars were glowing so **bright** in the \_\_\_\_\_

**D**  
They watched the glowing **moon** all \_\_\_\_\_

**E**  
Sam ran fast to win the race with a happy \_\_\_\_\_

**F**  
Mia made a **wheel** out of \_\_\_\_\_

## Sequence an Easy Story

Number the story events from one to four.

Liam drives to his basketball game.

The ball goes in and his teammates are celebrating!

They go get ice cream to celebrate their win.

Liam shoots the game winning basket.



# Manitoba Language Curriculum Reading Comprehension- Grade 3


## Theme Match-Up Cards

Drag the matching theme to the story it belongs to.

Short Story Summary	Theme
Mia helped her friend study for a big test, even though she wanted to play outside.	
Liam told the truth about breaking the ruler, even though he worried he might get in trouble.	
Nora kept practising her jump rope trick every day until she finally mastered it.	
Jayden rescued his little brother's toy from a tall tree, even though he felt scared to climb.	
Ava fed her dog and cleaned its bowl before school every morning without being told.	
Mateo shared his snack with a new student who didn't have anything to eat.	

**Theme**

- Perseverance
- Kindness
- Friendship
- Courage
- Honesty
- Responsibility



Read each sentence. Fill in the blank with the correct word.


- Words that make strong pictures in your mind are called .
- A  is an extreme exaggeration used to make something sound bigger or more important.
- When words copy the same vowel sound in the middle, it is called .
- A  is a beat or pattern that gives poems their flow.

**assonance**   **rhythm**   **imagery**   **poem**   **hyperbole**

Write the words that rhyme in the poem. Write the words in the "Rhyming Words" box.

There once was a boy on a hill,  
Who loved to ride bikes for the thrill.  
He zoomed down the lane,  
Through sunshine and rain,  
And laughed as he sped past the mill.

**Rhyming Words**



# Google Slides Lessons Preview





# Manitoba Language Writing – Grade 3

## 3-Part Lesson Format

### Part 1 – Minds On!

- Learning Goals
- Discussion Questions
- Quotes
- And More!

#### LEARNING GOAL

We are learning to **recognize and understand different text forms** so we can **choose the best way to share our thoughts, ideas, and information with others**. This helps us **communicate more clearly and makes our writing easier to enjoy and understand**.

### Which Text Form Is It?

Match each description on the left with the correct text form from the right.



1) Stories like your bedtime tales.	A	Poems
2) These are like beautiful paintings but with words.	B	Persuasive writing
3) This is how you talk someone into your way of thinking.	C	Narratives
4) These are lists of facts like you hear on the news.	D	Biography
5) These tell about someone's life, like a movie about them.	E	Letters
6) These are notes for other people.	F	Instructions
7) These are like treasure maps, leading you step by step.	G	Comic Strips
8) These are funny or exciting stories with drawings.	H	Reports

### Part 2 – Action!

- Writing
- Matching
- Drag and Drop
- Drawing
- And More!

### Part 3 – Consolidation!

- Exit Cards
- Quizzes
- Reflection
- And More!



#### Fantasy Genre Character Creation

Look closely at the creature in the image and then describe its appearance, features, and what makes it magical or unique.



# Manitoba Language Writing – Grade 3

## Choosing the Right Adjective

Fill in the blanks with suitable adjectives from the word box. Use each word once.

young	round	wooden	green	dirty
five	short	peaceful	tricky	quiet

- Lila took a \_\_\_\_\_ walk in the park.
- The \_\_\_\_\_ boy helped his sister.
- The custodian wiped the \_\_\_\_\_ desk.
- A basketball is \_\_\_\_\_ in shape.
- A starfish has \_\_\_\_\_ arms.
- I lost my \_\_\_\_\_ notebook.
- Please use your \_\_\_\_\_ voices inside.
- The giraffe has a \_\_\_\_\_ tail.
- We solved a \_\_\_\_\_ riddle in class.
- The carpenter built a \_\_\_\_\_ fence.


## Repetition – Sentence Sort

Drag the sentence avoids repetition or X if the sentence repeats words unnecessarily.


1	The cake was delicious. Everyone said the cake was delicious at the party.	<input type="checkbox"/>	<input type="checkbox"/>
2	The dog was playful, energetic, and full of excitement.	<input type="checkbox"/>	<input type="checkbox"/>
3	She felt sad, lonely, and upset after the movie ended.	<input type="checkbox"/>	<input type="checkbox"/>
4	He was tired. He was tired because he ran a long race.	<input type="checkbox"/>	<input type="checkbox"/>
5	The movie was exciting, especially the ending.	<input type="checkbox"/>	<input type="checkbox"/>
6	My brother is funny, and he always makes everyone laugh.	<input type="checkbox"/>	<input type="checkbox"/>
7	The flowers were pretty. The pretty flowers were pretty in the pretty garden.	<input type="checkbox"/>	<input type="checkbox"/>
8	It was a cold day. It was cold because of the cold wind.	<input type="checkbox"/>	<input type="checkbox"/>

## Build a Paragraph

Drag and drop the sentences into the correct order and match them as the topic sentence.



Apples are crunchy and healthy to eat.  
That is why I always enjoy having an apple for a snack.  
They can be red, green, or yellow.  
Apples are my favourite fruit.



I like chocolate, vanilla, and strawberry.  
That's why I always choose ice cream for dessert.  
Ice cream is my favourite treat.  
It is sweet, cold, and comes in many flavors.

Topic Sentence	_____
Supporting Detail 1	_____
Supporting Detail 2	_____
Closing Sentence	_____



# Manitoba Language Writing - Grade 3

Choose a good transition word for the supporting details.

### Transition Words - Supporting Details

Sequence	Comparing	Contrasting	Adding	Concluding
First	Similarly	However	Also	Finally
Next	Likewise	But	In addition	In conclusion
Then	Equally	On the other hand	Furthermore	To sum up
Afterward	In the same way	Alternatively	Moreover	All in all
Meanwhile	As well as	Conversely	Plus	In summary
Last	Along with	Nevertheless	And	In the end

1) I like eating apples every day, \_\_\_\_\_ my friend likes bananas more than apples.

2) We played soccer at the park, \_\_\_\_\_ it started to rain very hard.

3) I went to the park in the afternoon, \_\_\_\_\_ I saw a big brown dog running around.

4) She was very tired after school, \_\_\_\_\_ she still kept running with her friends.

5) We baked a tray of cookies together, \_\_\_\_\_ we shared them and ate them happily.

### Understand

Read each statement about a thank you letter. If it shows a (cross mark) if not.

1	It starts with a greeting like "Dear..."	✓
2	It only says "Thanks." and nothing else.	✓
3	It uses unkind and impolite words.	✗
4	It ends with a closing like "Sincerely" or "Love."	✗
5	It clearly says what you are thankful for.	✗
6	It does not say thank you at all.	✗
7	It includes a reason why you are thankful.	✗
8	It is messy, with no capital letters or punctuation.	✗

### Persuasive Writing - Opinions

Draw a ✓ check mark beside the sentences that are persuasive and could convince someone.

Topic: We should have pets at home.	✓
Pets teach kids to be responsible.	
I have a dog at home.	
My neighbour has a cat.	
Topic: Kids should read more books.	
I like storybooks.	
Reading improves spelling and writing.	
My friend has a new book.	
Topic: We should get to sleep early.	
Sleeping early gives us more energy.	
I slept at 8:00 last night.	
My bed is soft.	
Topic: Playing outside is better than watching TV.	
The park is near my house.	
I have a big TV.	
Playing outside keeps us active.	
Topic: We should eat breakfast every day.	
I ate eggs today.	
Breakfast gives us energy to learn.	
My mom cooks pancakes.	
Topic: Drinking water is better than soda.	
I drank soda yesterday.	
Soda has too much sugar.	
My water bottle is blue.	