



Preview - Information



Thank you for your interest in this product. Within this preview, you will see:

- ✓ A selection of Ready-To-Use Google Slides Lessons.
- ✓ A selection of worksheets included in the workbook.

When you make a purchase, you will receive a folder that contains the .pdf workbook file and a link to where you can make a copy of the Google Slides Lessons unit to your Google Drive.

Thank you for shopping with us. Please let us know if you have any questions at:

rob@supersimplesheets.com



Google Slides Lessons Preview





Saskatchewan Social Studies Resources and Wealth – Grade 1

3-Part Lesson Format

Part 1 – Minds On!

- Learning Goals
- Discussion Questions
- Quotes
- And More!

THE BASICS OF NEEDS AND WANTS

LEARNING GOAL

We are learning to **understand**
needs and wants so we can make
smart choices.



SORT THE NEEDS AND WANTS

Look at each item. Decide if it is a need or a want. Place each picture in the correct box.

Needs	Wants



Part 2 – Action!

- Writing
- Matching
- Drag and Drop
- Drawing
- And More!

Part 3 – Consolidation!


- Exit Cards
- Quizzes
- Reflection
- And More!

CONSOLIDATION – TURN AND TALK

Turn to a partner and answer these questions:

- 1) Think of something you use every day. Is it a need or a want? How do you know?
- 2) Think of something fun you like at home. Why is it a want and not a need?

Share one idea from your discussion with the class.





Saskatchewan Social Studies Resources and Wealth - Grade 1

EMOTIONAL NEEDS: TRUE OR FALSE ACTIVITY

Check **True** Or **False** For Each Statement Based On What You Learned.

- 1) Everyone has feelings
- 2) Feeling loved means no one cares about you.
- 3) Feeling included means being left out.
- 4) We should ignore others when they feel sad.
- 5) Feeling safe means you are not scared.
- 6) Family and friends can help us feel better.

True/False

True False



FILL IN THE BLANKS

Use the word bank to complete each sentence)



- 1) A _____ is a place where teachers help us learn.
- 2) A _____ has books we can borrow and read.
- 3) A community _____ is a place for fun learning.
- 4) We can ask _____ when we want to learn.
- 5) Learning helps our _____ grow stronger.

Sentence

Missing Word

books library school
centre brains questions



E P L H R T N Z H A C

- 1) What do all four pictures have in common?
- 2) How do these things help our bodies stay strong and healthy?



Saskatchewan Social Studies Resources and Wealth – Grade 1

BUILD THE MEDICINE WHEEL: COMPLETE THE PARTS

Action

Instructions: Drag the correct part and action cards into each box. Match them correctly.

Physical Well-being 	Intellectual Well-being
Emotional Well-being 	Spiritual Well-being

Feel connected and calm inside

Eat healthy, play, and sleep well

Learn at school and ask questions

Share feelings and understand emotions

TAKING CARE OF THE EARTH

Put a ✓ next to the image that helps the earth and a ✗ next to the image that hurts the earth.

			<input type="checkbox"/>
			<input type="checkbox"/>

Put technology into the boxes.

Technology is only for playing games.	Computers can help us find information.	Books are not important anymore.	Technology helps us learn new things.
Phones can help us talk to people far away.	We should never play outside.	It is good to balance screen time with other activities.	We should only use screens all day.



Workbook Preview



Grade 1 – Social Studies Unit
Resources and Wealth

	Outcomes	Pages
RW		14
RW 1.2	managed and distributed in families, schools, and groups.	55-114

**Preview of 75 pages from
this product that contains
148 pages total.**

NAME: _____

RESOURCES AND WEALTH



The Basics of Needs and Wants

What We Need to Live

Needs are very important things we must have to stay safe and healthy. Here are some examples of needs:

- **Air:** We need fresh air to **breathe**.
- **Food:** We need food to give us **energy**.
- **Water:** We need water to keep us **hydrated**.
- **Shelter:** This is where we live, like in our **homes**, to keep us safe from bad weather.



Things We Like to Have

Wants are things that are fun to have but we do not need them to live. Here are some examples of wants:

- **Toys:** Toys are fun to play with but we do not need them.
- **Video Games:** Playing games is enjoyable but it is not necessary for living.
- **Sweets:** Tasty treats like ice cream, are nice but we do not need them.
- **Bikes:** To ride around for fun, but we could get around by walking.



Name: _____

Circle

Circle the needs and cross the wants.



PREVIEW

Draw

Draw one thing you need and one thing you want. Label them.

Activity – Needs vs. Wants Pictionary

Objective


What are we learning about?

To help students understand the difference between needs and wants through a fun and interactive drawing game.

Materials

What you will need for the activity.

- Materials for drawing
- Cards with words for various items (e.g., apple, water, toy car, game)



Instructions

How you will complete the activity

1. Split the class into two teams, making two rows of groups of desks.
2. Have one student from Team A come up and pick a card. They should keep the card a secret from everyone else.
3. The student then draws what's on the card on the board of the paper.
4. Start a timer for 2 minutes. During this time, Team A tries to guess the item being drawn.
5. If Team A guesses correctly before the timer goes off, they earn a point.
6. Next, it's Team B's turn. A student from Team B picks a card and draws, while their team guesses.
7. Alternate turns between the two teams, letting different students draw each time. After each word is guessed correctly discuss whether the item is a need or a want.
8. Continue the game until all the cards have been used. Keep track of points for each team.
9. At the end, count up the points. The team with the most points is the winner of Needs vs. Wants Pictionary!

Name: _____

9

Pictionary Topics

Cut out the topics below.

Pictionary Cards

Water

Video Game

Teddy Bear

Food

Kite

House

Cl

Doll

Skateboard

Puzzl

Bed

Medicine

Soccer Ball

Dog

Brush

Crayons

Clas

Bicycle

B

Candy

Blanket

Pencil

Cookies

Ice Cream

Breakfast Cereal

Vegetables

Jacket

Toy Car

Board Game

PREVIEW

Fact or Fiction – Needs and Wants

Objective

What are we learning about?

This activity helps students understand the difference between needs and wants and students will develop their critical thinking about everyday items and decisions.

Materials

What you will need for the activity.

- Flashcards with statements
- A 'Fact' sign and a 'Fiction' sign to distinguish the two sides of the room
- Designated areas in the room to place the 'Fact' and 'Fiction' signs, and a sign to encourage students to move to either side



Instructions

How you will complete the activity.

1. Your teacher will read statements from cards. Pay attention to what each statement is shared.
2. Consider carefully whether you think the statement is true or false.
3. If you decide the statement is true, walk to the 'Fact' side of the room.
4. If your guess is that it is not true, move to the 'Fiction' side of the room.
5. Stay on your chosen side and listen attentively for the correct answer to be revealed.
6. When the right answer is announced, return to your seat, ready for the next round.
7. Have fun getting up and moving!

Fact or Fiction

Read the statements to the class.

#	Statement	Fact or Fiction
1	Everyone needs water to drink.	Fact
2	A warm coat is needed in cold weather.	Fact
3	Shoes are necessary to protect your feet.	Fact
4	Everyone needs a smartphone.	Fiction
5	A new car is a need for every child.	Fiction
6	Everyone needs fresh drinking water.	Fact
7	Clean air to breathe is essential for everyone.	Fact
8	Having a TV is a need for family entertainment.	Fiction
9	A pet dinosaur is something everyone needs.	Fiction
10	A holiday to Disney is a need for every child.	Fiction
11	Everyone needs a good night's sleep.	Fact
12	Fresh fruits and vegetables are needed for health.	Fact
13	Owning a swimming pool is a need.	Fiction
14	Everyone needs their own laptop for school.	Fiction
15	Medicine is a need when we are sick.	Fact
16	Having a huge collection of toys is a need.	Fiction
17	Books are needed to learn and grow.	Fact
18	Ice cream is essential for a balanced diet.	Fiction
19	Healthy food is important for growing strong.	Fact
20	Video games are essential for fun.	Fiction
21	Safe places to play are needed by all children.	Fact
22	A pet unicorn is something everyone needs.	Fiction
23	Clean water is a basic need for health.	Fact
24	A giant teddy bear is essential for happiness.	Fiction
25	Having a place to live is a need.	Fact

Understanding Emotional Needs

What We Need to Feel Good

Everyone has feelings, and there are some things we all need to feel happy and safe. These are called **emotional needs** including:

- **Feeling Loved:** When our family and friends hug us, make time to spend time playing with us, it makes us feel loved.



Feeling Safe: Being **safe means**, no one is hurting or making us feel scared. At home, we feel safe when our family takes care of us.

- **Feeling Included:** This means being part of a group. We feel **included** when we are invited to play games or do activities with others.



How We Help Each Other

Families and friends can do special things to make sure we all feel good:

- They can **listen** to us when we talk about our day or how we feel.
- They can **cheer** us up with a smile or a joke when we are sad.
- They can give us hugs to show they **love** us.

True or False

Is the statement true or false?

1) Listening helps us understand feelings.	True	False
2) Spending time together shows love.	True	False
3) Playing alone means we feel included.	True	False
4) Saying nice things makes others happy.	True	False
5) Feeling scared means feeling safe.	True	False

Color the pictures below. Find and label the girl who feels included.



Circle

Do you feel safe or scared in the situation below?

1) Your mom reads a book at bedtime.	Safe	Scared
2) Your dad holds your hand crossing the street.	Safe	Scared
3) A classmate says mean things to you.	Safe	Scared
4) The lights go out during dinner.	Safe	Scared
5) You see a police officer at the park.	Safe	Scared

Intellectual Needs and Learning

What Helps Our Brain Grow?

Our brains need to learn and be curious to stay happy and healthy. This is called an **intellectual need**. It means we need to think, ask questions, and find out new things.

Where We Learn

- **School:** This is where you go to read, count, and learn about the world.



- **Libraries:** They have lots of books that you can borrow. Each book has new things that you can learn about.

- **Community Centres:** Here, you can play and make art. This helps you learn in fun ways.



Fun Fact

Did you know that your brain grows when you learn 10 new words every day from reading? This helps you get smarter and better at talking about what you know!

Matching

Match the places to their learning activities.

Community Centre

Learn math, read stories, and make art.

Library

Borrow books to read and learn new things.

Museum

Play games and do fun art projects.


School

Run, play with friends, and explore nature.

See old things and learn about history.

Circle

Circle the learning tools.



Word Search

Find the words in the wordsearch.

Brain	Learn
School	Library
Books	Art
Read	Smart
Talk	Grow

W F Z I C F X R T F X B Z E
 N F L Q S P L N Y A H K Z L V
 U N I S H O Z G A R T G L L H
 E I B J H G R E M L V R O E Z
 M A R K B B W R Q L F K O A M
 Q R A C I B F G U L S S H R H
 S B R H E S J J H W M K C N C
 L R Y V R X Z E G L A O S M R
 D F T W H T A L K G R O W P O
 L K L C R E A D Y N T B U B N

Spiritual Needs and Community

What We Need to Feel Good Inside

Spiritual needs are things that make our hearts happy and help us feel like we belong. Just like our bodies need food and water, our spirits need special care.

Ways We Take Care of Our Spirit

1. Follow a Religion

- Visiting places like churches, mosques, or temples.
- Reading stories and prayers together.



2. Being with Others

- Meeting friends and talking about things that matter.
- Helping and sharing with each other.



3. Loving Nature

- Enjoying time in parks or gardens.
- Observing birds and plants.



4. Enjoying Art

- Creating art, dancing, or making music.
- Watching plays and doing crafts.



Yes or No

Is the answer yes or no?

1) Are nature walks good for our spirits?	Yes	No
2) Do friends help our hearts feel full?	Yes	No
3) Can visiting churches help fulfill our spiritual needs?	Yes	No
4) Does bullying others make our hearts happy?	Yes	No
5) Can dancing be a way to feel connected?	Yes	No

Draw a picture of a place you love to visit because it makes you happy.

Word Scramble

Unscramble the words from the word bank.

Word Bank

Happy

Mosque

Sharing

Art

Care

Singing

Nature

Music

Church

Friends

Garden

Crafts

CUMIS

GAHRNIS

RUTENA

HCURHC

RAT

DNSEFIR

Physical Needs and Healthy Living

What We Need to Stay Healthy

Everyone has a body, and there are special things our bodies need to stay strong and healthy. These are called **physical needs**.

- **Eating Well:** Eating **fruits** like apples and bananas, and **vegetables** like carrots and broccoli helps us grow. Drinking **water** is important to stay healthy.



- **Moving Around:** It is good for us to move our bodies. We can run and play at the park, join a soccer team or play games with friends.

- **Resting Well:** Sleep is super important! We need to sleep well at night to have **energy** for the next day. About 10 hours of sleep is good for us.



Help from Around Us

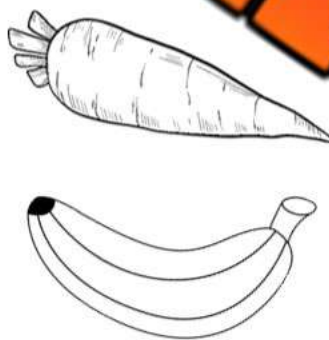


Our families and schools help us stay healthy by making sure we have healthy **meals**, teaching us games and **exercises**, and taking us to parks and **sports** activities.

Multiple Choice

Circle the best answer.

1) Exercise makes our bodies...	Weak	Strong
2) Healthy meals include...	Chocolates	Fruits and veggies
3) Drinking water helps us...	Stay dry	Stay hydrated
4) Sleep is needed for...	Being tired	Having energy
5) The amount of sleep you need...	10 hours	5 hours

Color and Circle label our physical needs below.

Making Connections

How can you take care of your body?

Storytime: A Visit to Japan

Mia, a little girl from Canada, went on an exciting trip to Japan. There, she met a new friend, Yuki.

First, Yuki took Mia to eat sushi, a yummy Japanese food made of rice and fish.

Eating helps keep our bodies healthy, which is taking care of our physical needs.

Then, they visited a garden. The garden there made Mia feel peaceful and happy. The garden helped with her spiritual needs.



After that, Mia and Yuki played games with some friends. Laughing and playing with friends is great for our social and emotional needs because it helps us feel happy and loved.

Lastly, Yuki showed Mia some cool books about Japan. Reading helps our brains learn new things, which is good for our intellectual needs.

Mia loved her trip to Japan and learned how we all need different things to feel good.

Matching

Match how Mia took care of her 4 needs in Japan.

To feel calm and happy

Mia played games with new friends.

To learn about Japan

Mia sat in a quiet garden.

To feel strong and healthy

Mia ate sushi.

To have _____ feel loved

Mia read cool books.

Visualizing

Describe what you were picturing while you were reading? Describe it.

PREVIEW

Making Connections

What do you do to take care of your 4 _____s?

Physical Needs → _____

Spiritual Needs → _____

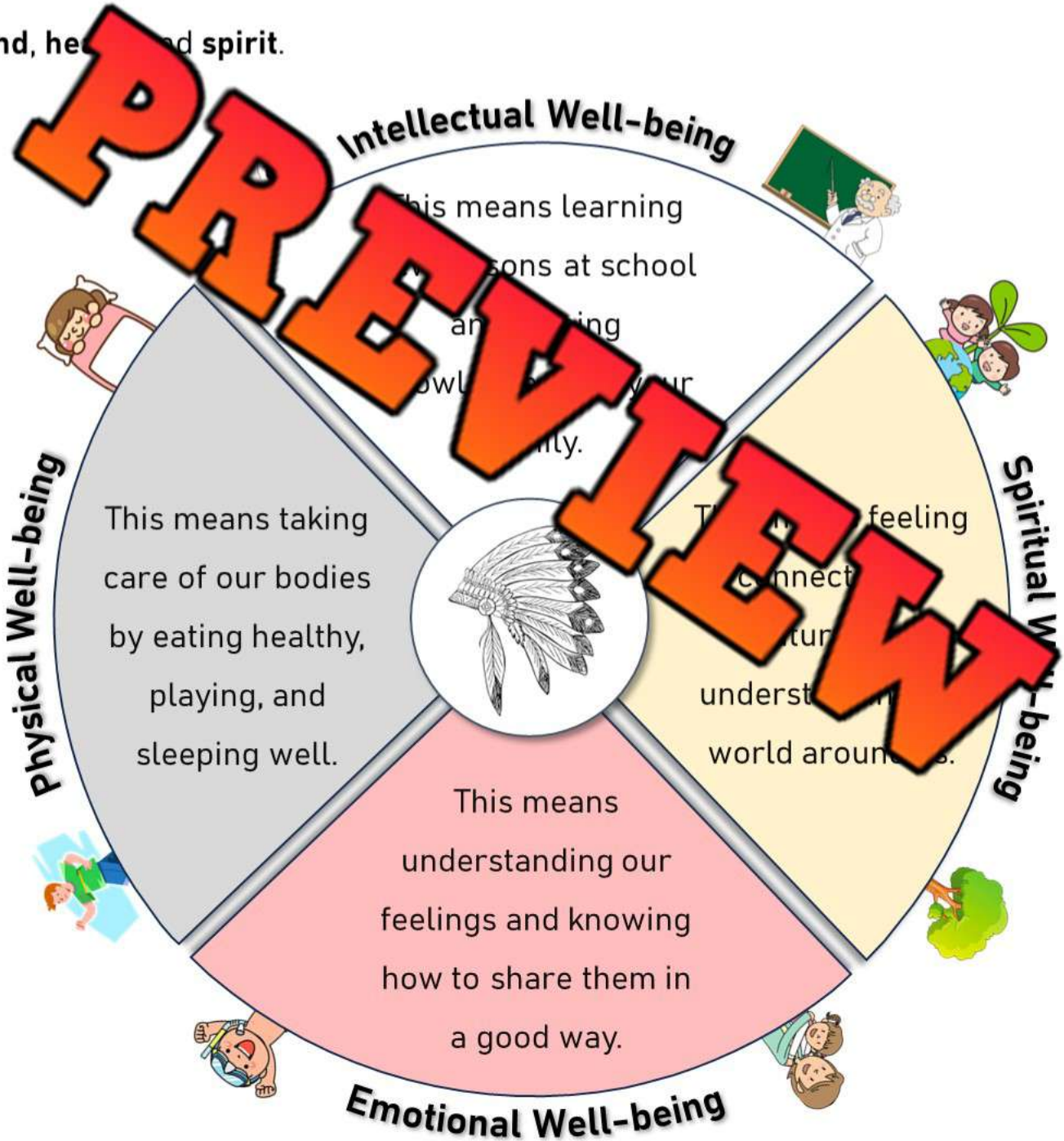
Social And Emotional Needs → _____

Intellectual Needs → _____

The Medicine Wheel and Keeping Balanced

What is the Medicine Wheel?

The Medicine Wheel is a special symbol used by First Nations people. It teaches us about balance in our lives. It shows us how to look after our **body**, **mind**, **heart**, and **spirit**.



Matching

Draw a line from the term to its meaning.

Intellectual Well-being

Physical Well-being

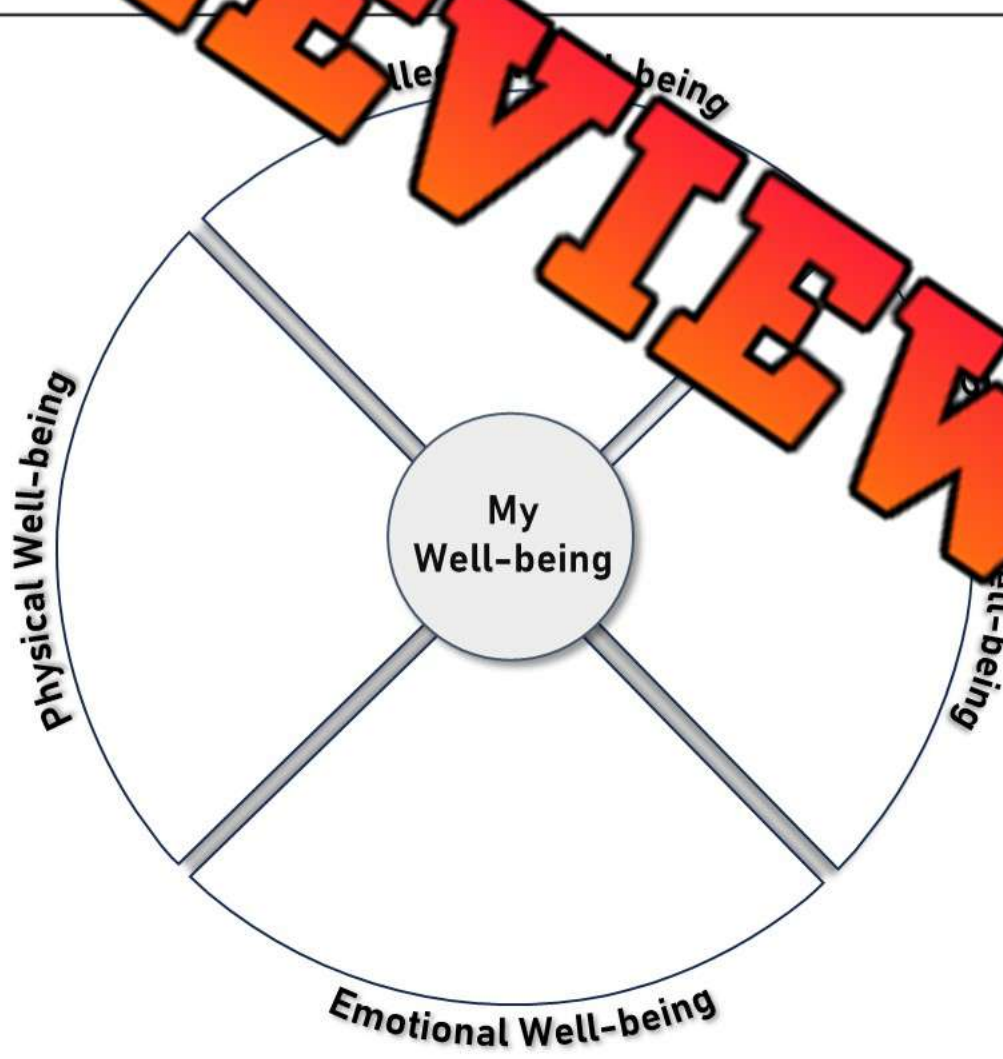
Spiritual Well-being

Emotional Well-being

- Taking care of our bodies
- Understanding our feelings and knowing how to share them
- Learning new lessons
- Feeling connected to nature and understanding the world around us

Draw

Draw how you take care of your well-being in the medicine wheel below



PREVIEW

Activity – Creating My Medicine Wheel

Objective

What are we learning about?

Students will create their own Medicine Wheel collage to learn about the spiritual, emotional, physical, and intellectual aspects of well-being according to traditional First Nations teachings.

Materials

What you will need for the activity.

- Three colors of markers (red, yellow, black)
- Scissors (child safe) and glue sticks
- Planning and drawing pages
- A large round white paper plate for the base
- Simple pictures or shapes to represent each aspect



Instructions

How you will complete the activity

1. Each student takes a paper plate and divides it into four equal parts by drawing two lines that cross in the middle.
2. Assign each section of the plate to represent one aspect of well-being: red for emotional, yellow for spiritual, black for physical, and white for intellectual.
3. Have students colour 3 sections black, red and yellow. Leave the 4th section white. Have students cut out pictures or shapes from the provided template, that represent each aspect of well being. For example, a heart for emotional, a sun for spiritual, a running figure for physical, and a book for intellectual.
4. Instruct students to glue their cutouts onto the correct section of the plate.
5. Once the plates are filled, students can use markers or crayons to add any additional decorations or words.
6. Share each Medicine Wheel with the class, explaining their choices.


Name: _____




PREVIEW



Name: _____



PREVIEW



Planning

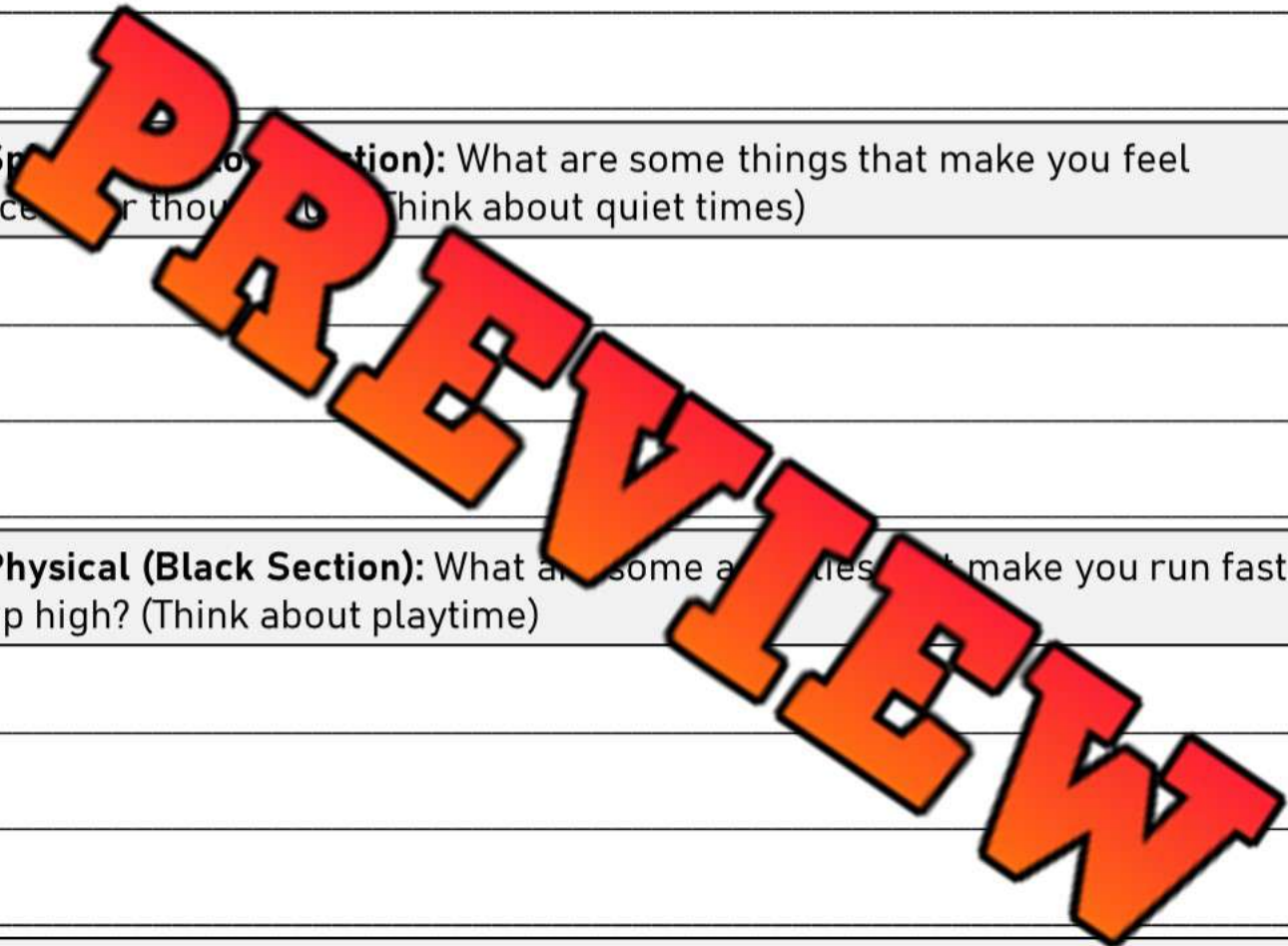
Answer the questions below.

1) **Emotional (Red Section):** What are some things that make you feel happy or loved? (Think about feelings)

2) **Spiritual (Green Section):** What are some things that make you feel peaceful or thoughtful? (Think about quiet times)

3) **Physical (Black Section):** What are some activities that make you run fast or jump high? (Think about playtime)

4) **Intellectual (White Section):** What are some things you learn at school or at home? (Think about learning)



Example

Example well-being medicine wheel plate



Understanding Our Planet

Our Earth: Our Home

Earth is where we all live. It is like a big house for everyone! Here are some important things Earth gives us:

- Air to breathe
- Water to drink
- Food to eat



Why We Care for Earth

We need to keep Earth clean and safe so everyone has clean air, water, and plenty of food. Here are ways to take care of our planet:

- Throw garbage in the bin
- Use less water
- Plant more trees



Fun Facts

- Earth is mostly covered in water.
- Plants help make the air we breathe.

Taking care of Earth is important so it can keep giving us what we need to live.

Choose

Put a check mark beside the correct answer(s) for each question.

1) Air:

- We don't need it to breathe
- It's all around us
- Plants can make it cleaner

2) Water:

- Only for drinking
- Covers a lot of Earth
- Helps plants to grow

3) Taking Care of Earth:

- Littering helps Earth
- Saving paper helps Earth
- Planting trees helps Earth

4) Garbage:

- Can be thrown anywhere
- Should go in the bin
- Helps the Earth if left outside

5) Earth's Surface:


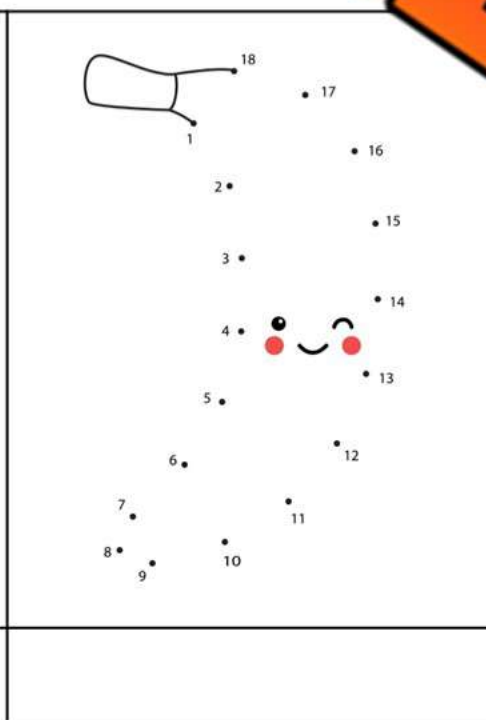
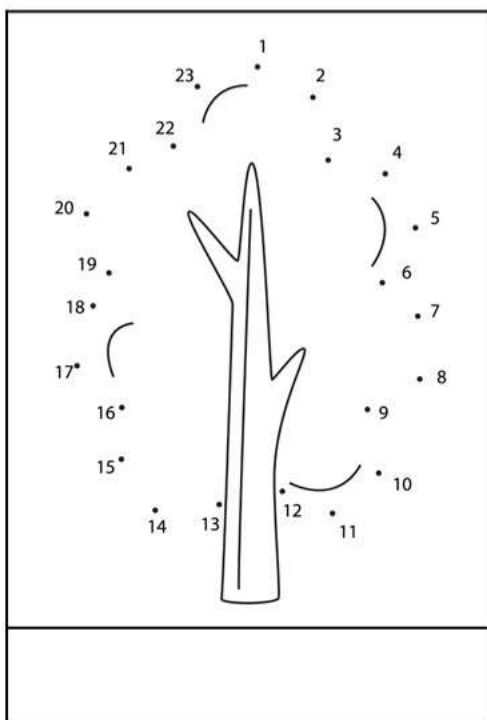
- All covered by water
- Has lots of water and land
- Is made only of rocks

6) Our Actions:

- Do not affect Earth
- Can make Earth cleaner or dirtier
- Are not important

Connect The Dots and Colour

Connect the dots to reveal the important things Earth gives us. Colour and label it.



Story: Inventions That Help Us

Draw

Draw pictures that illustrate the story.

Long ago, people had to go to rivers or wells to get water. Imagine walking far every day just for a drink! Then, smart inventors made the water pipes. Now, clean water comes right to our homes through these pipes. That is amazing!

PREVIEW

PREVIEW

But wait, there is more! Have you ever wondered how we learn so many things by watching videos or playing games on a computer? That is because of the internet! A clever person thought about connecting computers together, so we can learn and talk to friends even if they are far away.

Also, do you know how we travel so fast in cars and buses? Long ago, people could only walk or ride horses. Then, smart minds invented engines that make cars go fast! Now, we can visit places quickly and safely.

PREVIEW

PREVIEW

And think about the light bulb! Before light bulbs, people used candles that did not give much light and could be dangerous. Now, with a flip of a switch, our homes are bright even at night!

Thanks to these inventions, life is much easier and fun. Every day, creative people think of new ways to make our lives even better!

Story: Bella and Max: Friends to Animals

In a cozy neighbourhood, Bella the bunny and Max the puppy loved helping their animal friends. They knew all animals need food, water, and a safe place to sleep, just like people!

One sunny day, they started by filling a big bowl with water in Max's yard. This was for the birds and for Max too. "You're so busy," Max woofed.



Next, they scattered seeds and nuts at the edge of the garden for the squirrels and chipmunks. "They find their own food like this," Bella said, looking excitedly.

They also stopped by Mrs. Greene's house. She taught them about taking pets to the vet for check-ups. "Pets need doctors to stay happy and healthy," she said, as Max listened carefully.



Bella and Max felt proud by the end of the day. They learned that caring for animals means giving them what they need, and they hoped to inspire more kids to help too!

Visualizing

Draw what you were picturing while you were reading the story.

--	--

Circle

Circle the pictures of things animals need to be happy and healthy.

Making Connections

Do you have a pet? How do you take care of it?

<hr/> <hr/> <hr/>

Newspaper Article: Needs and Wants

Children Around the World: Needs and Wants

Publish Date: April 26, 2024

Children in some parts of the world need food, water, and a healthy environment and safe. But, kids also have wants like toys or ice cream, which they do not have but not needed to be healthy.

In Canada, many children drink clean water from taps at home and go to schools with big playgrounds. They often want bikes or video games.



Far away in Somalia, children might fetch water from a river and go to school in a room with one book for everyone. Their want might be a soccer ball to play with friends.



Annie Lee, a teacher in Toronto, says, "It is important to know that children live in other places. We can all help to care for each other this way."

Tom, a boy in Somalia, shared, "I love playing soccer. It would be nice to have a new ball to play with my friends."

Matching

Draw a line to match what Canadian students have with what students in other countries might not have.



PREVIEW

Making Connections

Write about how it feels knowing that all kids have the same things as you. Does this make you appreciate your life more?

Newspaper Article: The History of Helping

Helping Hands Through History

Publication Date: April 26, 2024

Long ago, people worked hard to help make life better. These people included those who made sick people feel better, inventors who created things we use every day, and leaders who fought for everyone's rights.

One famous doctor was Jonas Salk. He made a special medicine called a vaccine that stops people from getting a very bad sickness called polio. Now, because of his vaccine, kids can play and run without worry.

Thomas Edison

was a great

inventor. He

made the first

light bulb that lights up our homes at

night. Thanks to him, we can see in

the dark and not be scared.

Rosa Parks who helped

everyone

have the

same rights.


She bravely

sat on a bus and showed that all

people should be treated the same.

Now, everyone can sit wherever they

want on a bus.



Thomas Edison



Rosa Parks

Questions

Circle the correct answer for each question.

1) What did Jonas Salk make?

A) Light Bulb

B) Vaccine

C) Bus

2) Who created something we use after sunset?

A) Jonas Salk

B) Rosa Parks

C) Thomas Edison

3) Who helped get equal rights for all?

A) Jo

B) Rosa Parks

C) Thomas Edison

Draw

Draw two things that have helped you with your needs.

PREVIEW

Questioning

Write two questions you have about the text.

1)	
2)	

Story: The Little Red Hen


Once upon a time, there was a Little Red Hen who lived in a cozy barnyard.

She found some grains of wheat one day and decided

to plant them. She asked her friends—the lazy dog,

the sleepy cat, and the noisy duck—if they wanted to

help her plant them, but they all said "No!"



The Little Red Hen did it all by herself because

she knew she needed to grow the wheat to make

bread. Eating bread was a need because bread

was important to help her stay healthy and strong.

After the wheat grew, the Little Red Hen wanted to

decorate her barnyard with beautiful flowers made

from the wheat, but she decided to make bread

instead, because decorating was a want, not a need.



In the end, the Little Red Hen enjoyed her bread, and her friends learned the

difference between needs and wants. They saw that needs, like food, are

important to take care of first before we think about our wants.

Ordering

Put the events in order from first to last, using the letters

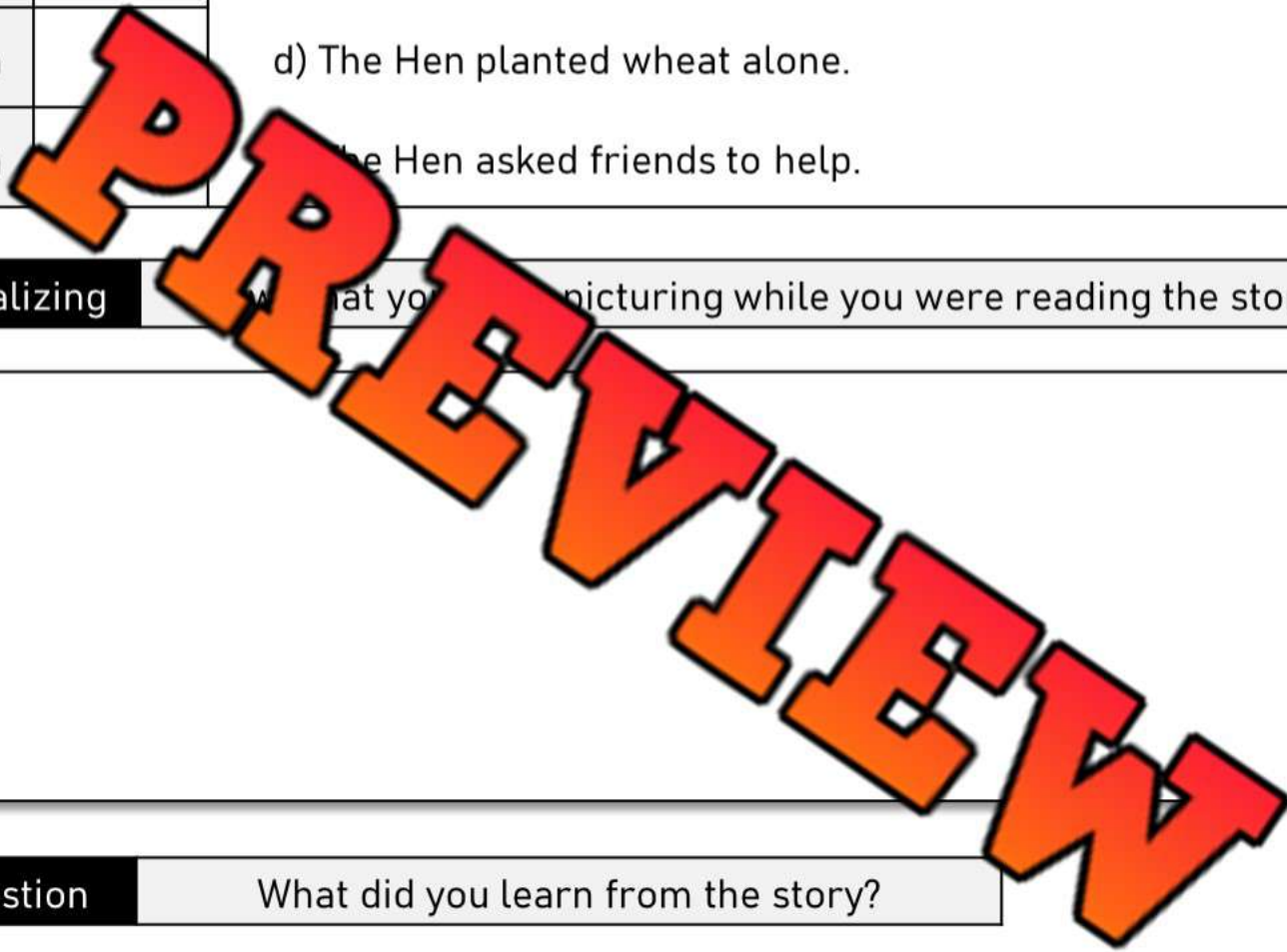
1st		a) The Hen found grains of wheat.
2nd		b) The Hen chose to make bread.
3rd		c) The friends learned about needs and wants.
4th		d) The Hen planted wheat alone.
5th		e) The Hen asked friends to help.

Visualizing

What did you picture while you were reading the story.

Question

What did you learn from the story?



Diverse Needs in Our Community

What People Need

Different people in our community need different things. This is because they are different ages, have different jobs, or like different activities.

People's Needs

- **Kids** like you need to play and learn at school.
- **Adults** might need to go to work.
- **Older people**, like grandparents, need help with daily tasks and enjoy company.



Jobs and Hobbies

Each job has special needs.

- **Doctors** need medical tools to help keep us healthy.
- **Teachers** need books and classrooms to teach students.
- **Gardeners** need tools to plant flowers and trees.



Being Kind and Understanding

It is important to know what others need so we can help and respect them.

This makes our classroom and community a happier place for everyone.

Matching

Match each worker to the item they need.



Bus driver

Teacher

Doctor

Farmer

Carpenter

Draw

Color and label the objects at different stages of our lives.



Question

Why is it important to know what others need?

Memory Game: Match the Need with the Worker

Objective

What are we learning about?

The goal of this activity is to help students understand the different roles of community helpers and how they meet specific needs in our community.

Materials

What you will need for the activity.

- Memory Game cards with images of community helpers and their jobs.
- A small table or clear floor space for the game.



Instructions

How you will complete the activity.

1. Divide the class into groups of 3 or 4. Give each group a set of Memory Game cards. (Provided)
2. Have each group lay all the cards face down in a grid on a table or clear floor space.
3. The students take turns flipping over two cards at a time, trying to find a matching term and its definition.
4. If a student finds a match, they remove those cards from the grid and keep them.
5. If the cards do not match, they are turned back over, and the next student takes a turn.
6. The game continues until all the cards have been matched.
7. After the game, review the terms and definitions with the class.
8. Discuss why these terms are important to understand and how they relate to the topic.

Cards

Memory Game Cards

Community Helper

Need They Meet



Firefighter



They put out fires and keep us safe.



Police Officer



They help keep our community safe.



Doctor



They help us when we are sick.



Nurse



They take care of us in the hospital.



Teacher



They teach us to read and learn.

PREVIEW

Cards

Memory Game Cards

Community Helper

Need They Meet



Dentist



They keep our teeth healthy.



Farmer



They grow food for us to eat.



Mail Carrier



They deliver letters and packages.



Chef



They cook meals for us.



Librarian



They help us find books to read.

PREVIEW

Cards

Memory Game Cards

Community Helper



Construction Worker

Need They Meet



They build houses and roads.



Bus Driver



They drive us places we need to go.



Veterinarian



They help us take care of our pets.



Garbage Collector



They keep our towns clean.



Plumber



They fix our pipes and leaks.

PREVIEW

Community Needs

The workers below help us meet our needs. Without them, life would be unsafe! The services they provide are important.

Fill in the Blanks

Use the jobs word bank to fill in the blanks

Jobs Word Bank

Police Officer	Doctor	Waste Collector	Fire Fighter	Snow plow Driver
				

- 1) Someone who gives us medicine to make us feel better is a _____.
- 2) Someone who clears snow from the road is a _____.
- 3) Someone who makes sure everyone follows the rules is a _____.
- 4) Someone who takes our waste away is a _____.
- 5) Someone who puts out fires is a _____.

Draw and Write

Would you want to have one of the jobs above? Why?

<p>_____</p> <p>-----</p> <p>_____</p> <p>-----</p> <p>_____</p> <p>-----</p> <p>_____</p> <p>-----</p> <p>_____</p>	
--	--

Our Responsibilities In The Community

We need to help the workers in our communities do their jobs. We can help them in many ways.

Matching

Draw a line from the worker to how we can help them

Worker	How We Can Help Them
	Sort our garbage and recycling and bring it to the end of the driveway
	Snow off my sidewalk
	Eat fruits, vegetables and stay safe
	Follow the rules and laws in our community
	Have working smoke detectors in our houses

Jobs In Our Community

There are many different jobs in communities. We need people to have these jobs to meet our needs. Check out some popular jobs below.

Fill in the Blanks

Use the jobs word bank to fill in the blanks

Jobs Word Bank

Server	Mechanic	Store Clerk	Custodian	Mail Carrier	Farmer
					

- Someone who fixes vehicles is a _____.
- Someone who sells things from a store is a _____.
- Someone who grows crops and raises animals is a _____.
- Someone who gives us food at a restaurant is a _____.
- Someone who keeps buildings clean and safe is a _____.
- Someone who delivers mail is a _____.

Brainstorm

What are some other jobs in your community? Write or draw them

Paid vs Unpaid Work

What is Work?

Work is when someone does a task or a job to help others or to make things better. There are two types of work: **paid** and **unpaid** work.

1. Paid Work is when someone gets money for doing their job.

- A **teacher** teaches students at school.
- A **doctor** helps sick people feel better.
- A **bus driver** taking people where they need to go.



2. Unpaid Work is when someone helps out without getting money.

- A parent helping at a school event like a fun fair.
- Someone making a meal for a neighbour who is not feeling well.
- **Volunteers** picking up litter in a park to make it clean and safe.



Why Work Matters

All work is important because it helps us all live better. Whether people get paid or not, their work makes our community a happier and safer place to live.

Circle

Is the Following a Paid Job or Not?

1) A man drives kids to school on a bus.	Paid	Unpaid
2) A woman reads books at a library event.	Paid	Unpaid
3) Someone cleans up leaves in their own yard.	Paid	Unpaid
4) A lady cooks food in a big restaurant.	Paid	Unpaid
5) A person takes care of their sick friend.	Paid	Unpaid
6) A man sells pictures to sell in a store.	Paid	Unpaid
7) A grandma sews a dress for her granddaughter.	Paid	Unpaid
8) A person writes stories for a community newsletter.	Paid	Unpaid
9) Someone helps find lost items and returns them.	Paid	Unpaid
10) A neighbour waters plants for someone on vacation.	Paid	Unpaid

Draw

Draw a paid and an unpaid worker. Write why all work is important.

<hr/> <hr/>	

Activity – Appreciation Circle for School Staff

Objective

What are we learning about?

To help students understand and appreciate the various roles and tasks that contribute to running our school and express gratitude to school staff through thank-you cards.

Materials

What you will need for the activity.

- Thank-you cards
- Markers, colored pencils
- School roles reference page
- Scissors (for teacher)



Instructions

How you will complete the activity

1. Start with a group discussion about our school. Ask students what they think helps our school run smoothly every day.
2. Explain the different roles at our school, like the principal, teachers, cafeteria staff, and librarians.
3. Provide each student with paper and art supplies.
4. Guide the students to choose one staff member they want to thank.
5. Help them write a simple message on their card, like "Thank you for helping us!" or "You make our school great!"
6. Allow the students to decorate their thank-you cards with markers, stickers, and other materials.
7. Collect the cards and plan a time to deliver them to the staff members, possibly during a school assembly or by visiting their offices.

Reference

Different roles within a school, along with a brief description

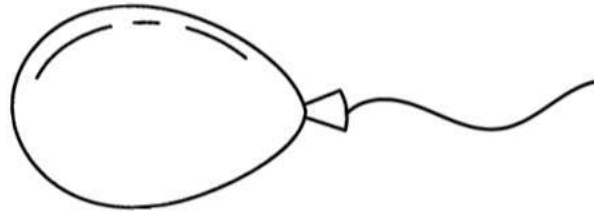
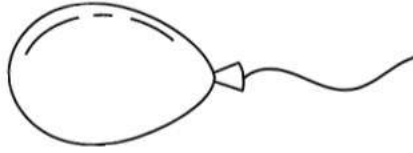
	Role	Description
1	Principal	In charge of the school.
2	Vice Principal	Helps the principal.
3	Teacher	Teaches us different subjects.
4	Librarian	Takes care of the library and books.
5	Counselor	Helps us when we feel sad or need to talk.
6	School Nurse	Takes care of us when we feel sick.
7	Secretary	Works in the office and helps everyone.
8	Janitor	Keeps the school clean.
9	Cafeteria Worker	Prepares our lunch.
10	Bus Driver	Drives the school bus.
11	Playground Supervisor	Watches during recess to keep us safe.
12	Art Teacher	Teaches us how to draw and paint.
13	Music Teacher	Teaches us to sing and play instruments.
14	Physical Education Teacher	Teaches us games and sports.
15	Volunteer	Helps out in school without getting paid.
16	IT Technician	Fixes and takes care of the computers.
17	Attendance Clerk	Keeps track of who is at school each day.
18	Resource Coordinator	Finds things the school needs.
19	Homework Helper	Helps students with their homework.
20	Safety Monitor	Helps keep everyone safe at school.

Name: _____

Thank-you Card Template

Cut out the Thank-you Card Template

THANK YOU



PREVIEW

Drawing Contest: Community Helpers

Objective

What are we learning about?

To help students learn about different jobs in our community and understand how these helpers contribute to our well-being by drawing their favourite community helper.

Materials

What you will need for the activity.

- Drawing paper
- Crayons, markers, and paint
- Pencils and eraser
- A reference page
- A planning page for research and drawing



Instructions

How you will complete the activity.

1. Begin by talking about different community helpers and what they do for us. Use the reference page to give ideas.
2. Give each student a sheet of white paper and access to crayons, pencils, and markers.
3. Ask the students to think about which community helper they like the most and why they think this helper is important.
4. Let them draw their favourite community helper using the crayons and coloured pencils.
5. If they want, they can use glue to add decorations to their drawing, like cotton for a doctor's coat or tiny pieces of red paper for a firefighter's truck.
6. Once everyone is done, each student can show their drawing to the class and explain how their chosen community helper helps people in the community.

Reference

Community workers along with simple descriptions

	Community Worker	Description
1	Firefighter	Wears a red helmet and carries a big hose.
2	Police Officer	Has a badge and drives a police car.
3	Doctor	Wears a white coat and uses a stethoscope.
4	Nurse	Wears scrubs and helps doctors care for people.
5	Teacher	Stands by a blackboard with books and markers.
6	Mail Carrier	Carries a bag and delivers letters and packages.
7	Chef	Wears a white hat and cooks food in a kitchen.
8	Farmer	Wears a hat and drives a tractor, and grows food.
9	Bus Driver	Drives a bus that takes people travel.
10	Librarian	Surrounded by books and helps find them.
11	Dentist	Wears a mask and checks on people's teeth.
12	Veterinarian	Cares for animals and wears a white coat.
13	Construction Worker	Wears a hard hat and builds things.
14	Sanitation Worker	Drives a garbage truck and keeps streets clean.
15	Plumber	Fixes pipes and carries a toolbox.
16	Baker	Makes bread and wears a white apron.
17	Grocery Clerk	Works in a store and arranges food shelves.
18	Mechanic	Fixes cars and often wears a blue jumpsuit.
19	Hairdresser	Cuts hair and uses scissors and combs.
20	Paramedic	Drives an ambulance and helps in emergencies.

Planning

Answer the questions below.

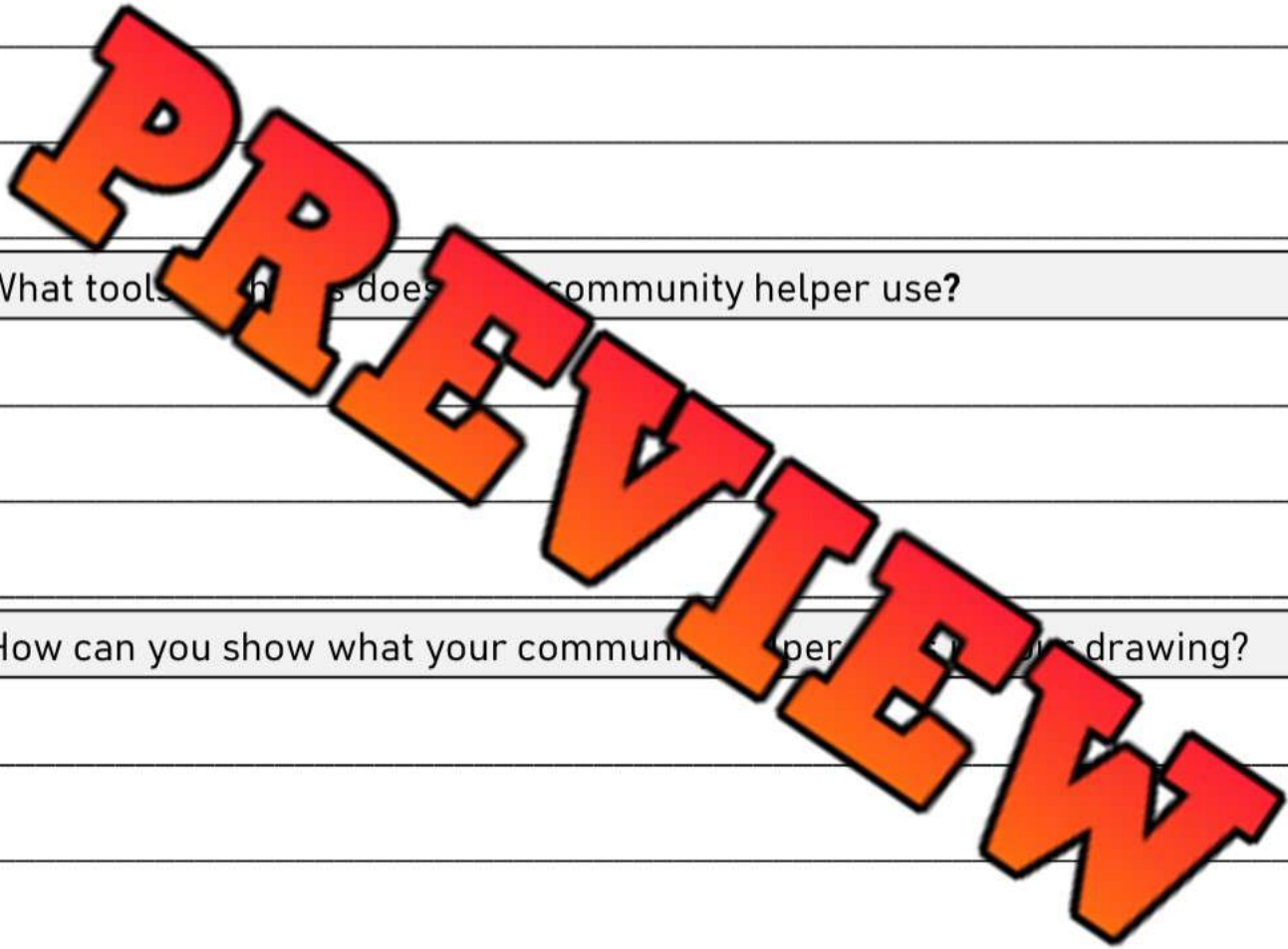
1) What community helper did you choose to draw?

2) What does this community helper do?

3) What tools or things does this community helper use?

4) How can you show what your community helper is doing in your drawing?

5) Sketch your idea here.



Name: _____

87

Draw

Draw your chosen community helper here

PREVIEW

Fact or Fiction – Understanding Work

Objective

What are we learning about?

This activity helps students understand different jobs and what people do in those jobs. It will help clear up any confusion about how work is done.

Materials

What you will need for the activity.

- Flashcards with statements
- A 'Fact' sign and a 'Fiction' sign to distinguish the two sides of the room
- Designated areas in the room to place the 'Fact' and 'Fiction' signs, and a signal for students to move to either side



Instructions

How you will complete the activity.

1. Your teacher will read statements from cards. Pay attention to what each statement is shared.
2. Consider carefully whether you think the statement is true or false.
3. If you decide the statement is true, walk to the 'Fact' side of the room.
4. If your guess is that it's not true, move to the 'Fiction' side of the room.
5. Stay on your chosen side and listen attentively for the correct answer to be revealed.
6. When the right answer is announced, return to your seat, ready for the next round.
7. Have fun getting up and moving!

Fact or Fiction

Read the statements to the class.

#	Statement	Fact or Fiction
1	Firefighters only fight fires.	Fiction
2	Teachers read books as part of their job.	Fact
3	Doctors only work in hospitals.	Fiction
4	Pilots drive buses.	Fiction
5	Dentists help take care of your teeth.	Fact
6	Chefs work in restaurants.	Fact
7	Police officers only catch bad guys.	Fiction
8	Librarians help people find books they will love.	Fact
9	All musicians play the piano.	Fiction
10	Gardeners plant flowers and cut lawns.	Fact
11	Veterinarians take care of animals.	Fact
12	Truck drivers can fly airplanes.	Fiction
13	Nursing aides write prescriptions.	Fiction
14	Painters create art and paint walls.	Fact
15	Teachers get paid to go on holiday.	Fiction
16	Bus drivers take people around the city.	Fact
17	All scientists are astronauts.	Fiction
18	Farmers grow vegetables and fruits.	Fact
19	Bankers keep money safe.	Fact
20	Some chefs write books.	Fact
21	Plumbers help fix pipes and leaks.	Fact
22	Shopkeepers sell toys only.	Fiction
23	Carpenters build things like tables and chairs.	Fact
24	Mail carriers deliver emails.	Fiction
25	Zookeepers take care of animals in the zoo.	Fact

Newspaper Article: Volunteering in Our Community

Helping Hands in Our Community

Publication Date: April 25, 2024

In our community, people help out without getting paid. They do this because they want to make our place better. One way people help is by giving food at the food bank. Mr. Lee, who works at our food bank, says, "We help families who need food. It makes them happy."

Another way people help is by cleaning parks. Last Saturday, a group of people picked up trash at Sunny Park. Emma, age 8, helped

too. She said, "I love making the park pretty for everyone."



When people volunteer, they are doing a good job for everyone. It makes our community a nicer place to live.



Every time someone helps, it shows they care. Lots of people doing small things can make a big difference.

Fill In The Blank

Fill the blanks using the words from the box below.

Community	Food Bank	Time	Pay	Volunteer
-----------	-----------	------	-----	-----------

1) _____ helpers pick up trash in parks.

2) Volunteers give _____ instead of getting money.

3) When _____ it shows kindness.


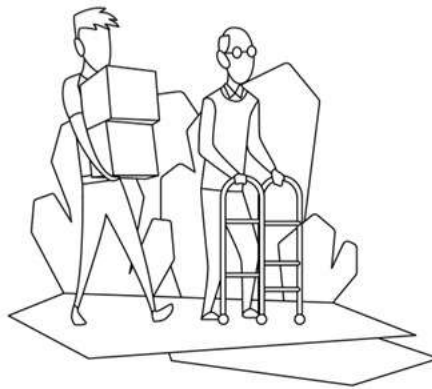
4) We _____ families need food by giving food at the _____.

5) People at the _____ bank _____ receive _____.

PREVIEW

Colour

Colour and label the acts below.



Activity – My Family at Work

Objective

What are we learning about?

To help students understand different types of work and responsibilities within their families by conducting interviews with family members.

Materials

What you will need for the activity.

- Interview questions page
- Notebook or paper
- Pencil or crayon



Instructions

How you will complete the activity

1. Choose a family member to interview. It can be a parent, grandparent, sibling, or any other relative.
2. Take your Interview questions page and a pen or pencil. You can also decorate your page with crayons.
3. Ask your family members if they have time to talk with you about their job and what work they do at home.
4. Use the questions from your Interview questions page to learn about what work they do, how they do it, and why it is important.
5. Listen carefully and write down or draw the answers in your notebook.
6. Say thank you to your family member for sharing with you.
7. Bring your notes and drawings to class and be ready to share what you learned with your classmates.

Name: _____

Interview

Answer the questions below from your interview.

1) The family member I am talking to (like Dad or Grandma):

2) What is your job?

3) What do you do at your job?

4) What tools do you use in your job?

5) Do you wear something special for work?

6) Why is your work important?

PREVIEW

Blog Post: Helping Others in Need

Helping Friends and Neighbours

Date: April 25, 2024

Author: By Miss Emma

3-minute read

Today, we are going to learn about helping people who need extra care. Some friends might not have enough food or warm clothes. We can help them!

One way is by bringing food to a food drive. If you bring cans of soup or fruit, you are helping someone have a yummy meal! Another cool way is by walking in a charity walk. We give money for every step you take, and that money helps buy what is needed.

Remember, even the smallest help can make a big difference!

Till next time, Miss Emma

Comments:



Lucy - April 26, 2024

Food drives are good, but we should try to help every day, not just during events.

Like Reply 3h ago



Tommy - April 25, 2024

I helped in a food drive and learned that one food drive can collect over 500 cans of food! It is great to see how many people we can help together.

Like Reply 1d ago

True or False

Is the answer true or false?

1) Only adults can participate in food drives.	True	False
2) A charity walk helps raise money.	True	False
3) Helping others can make them smile.	True	False
4) It is good to only help during events.	True	False
5) We can help many people if we work together.	True	False

Draw

How can you help some one in need?

Word Search

Find the words in the wordsearch.

Help	Share
Food	Clothes
Charity	Smile
Donate	Care
Give	Serve

Z F X T L K U E D W J W N S
R V S N W H O A D O N A T E N
X B M F W O U E M R O A G Z L
Q H L O K R D R C A M H U I D
Y W M O H D G A L H K E Q S J
Q J G D A U R C O E T L P L O
H E L P X N I S T V X I E T K
N W W O P F K Z H I K M D C B
S H A R E V T D E G H S Y R B
C H A R I T Y L S E R V E X H

Role Play: Day at School vs. Day at Home

Objective

What are we learning about?

To help students understand the differences between their responsibilities and activities at home and at school.

Materials

What you will need for the activity.

- Scenario cards (descriptions of school and home tasks)
- Costumes or props (like backpacks, small brooms, pretend food)



Instructions

How you will complete the activity.

1. Divide the class into small groups of 3 to 4 students.
2. Provide each group with a scenario card that describes a specific situation related to the topic being studied.
3. Give out roles to each student in the group, assigning them a specific position within the scenario, or let them decide and take roles.
4. If available, distribute props or costumes that may help students embody their roles more effectively.
5. Set the timer to allocate a specific amount of time for the groups to discuss and act out their scenarios.
6. Allow each group to present their role-play to the class.
7. After all groups have presented, initiate a class discussion to reflect on the different approaches and outcomes observed during the role-plays.
8. Distribute reflection sheets for students to express what they learned and felt during the activity.

Scenario Cards

Cut out the topics below.

	Scenario	Description
1	Morning Routine at School	A group of kids get to school and say hi to their friends. They hang up their backpacks and say good morning to their teacher. Then they pick their favourite books and sit down to read quietly before class starts.
2	Lunchtime at Home	Some kids help set the table with plates and cups. They take a walk with their mom or dad and talk about what they did in the morning. After eating, everyone helps to clean up the table.
3	Helping Friends at School	In school, some kids peer teach their friends who find some subjects tricky. They do this during a study period. The helpers share their tips on how to remember or solve math problems. They use blocks and drawings to make learning easier and more fun.
4	Homework Time at Home	After school, a child sits at their desk in their room. They open their school book to do their homework. They write and think hard about the questions. When they finish, they feel happy and put their books away.

Scenario Cards

Cut out the topics below.

	Scenario	Description
5	Art Class at School	Kids wear smocks and sit around a big table with lots of colours and paper. They listen to the teacher talk about drawing trees and birds. Then, they use their colours to make their own art, showing different kinds of trees and animals.
6	Playing Outside at Home	The kids play tag or hide and seek with their brothers and sisters. They run around, laugh, and hide behind trees in a park. After playing, they sit down for a snack outside.
7	Reading Time at School	In the library, kids sit in a circle on the rug. The teacher reads a story about animals or space. They listen and look at the pictures. Sometimes, they ask questions or talk about their favourite part of the book.
8	Gardening at Home	Kids help in the garden by planting seeds or watering flowers with a small watering can. They dig in the dirt and see worms and bugs. They talk about how plants grow and what plants need to be healthy.

Scenario Cards

Cut out the topics below.

	Scenario	Description
9	Gym Class at School	In the gym, kids line up and follow the teacher's instructions to jump, run, and stretch. They play a game like duck-duck-goose or follow the leader. Everyone laughs and tries their best to follow along.
10	Cooking at Home	The kids help make cookies by mixing dough and spreading it onto a baking sheet. They watch the cookies bake in the oven. The yummy smell. Later, they eat the cookies with milk. They share them with the family.
11	Clean-up Time at School	After a fun activity, kids help clean up the classroom. They put away toys, books, and art supplies. They work together and make sure everything is neat and tidy for the next day.
12	Bedtime Routine at Home	At night, kids get ready for bed by putting on pajamas and brushing their teeth. They choose a bedtime story book and listen as their mom or dad reads it aloud. Then, they say goodnight and go to sleep.

Reflection

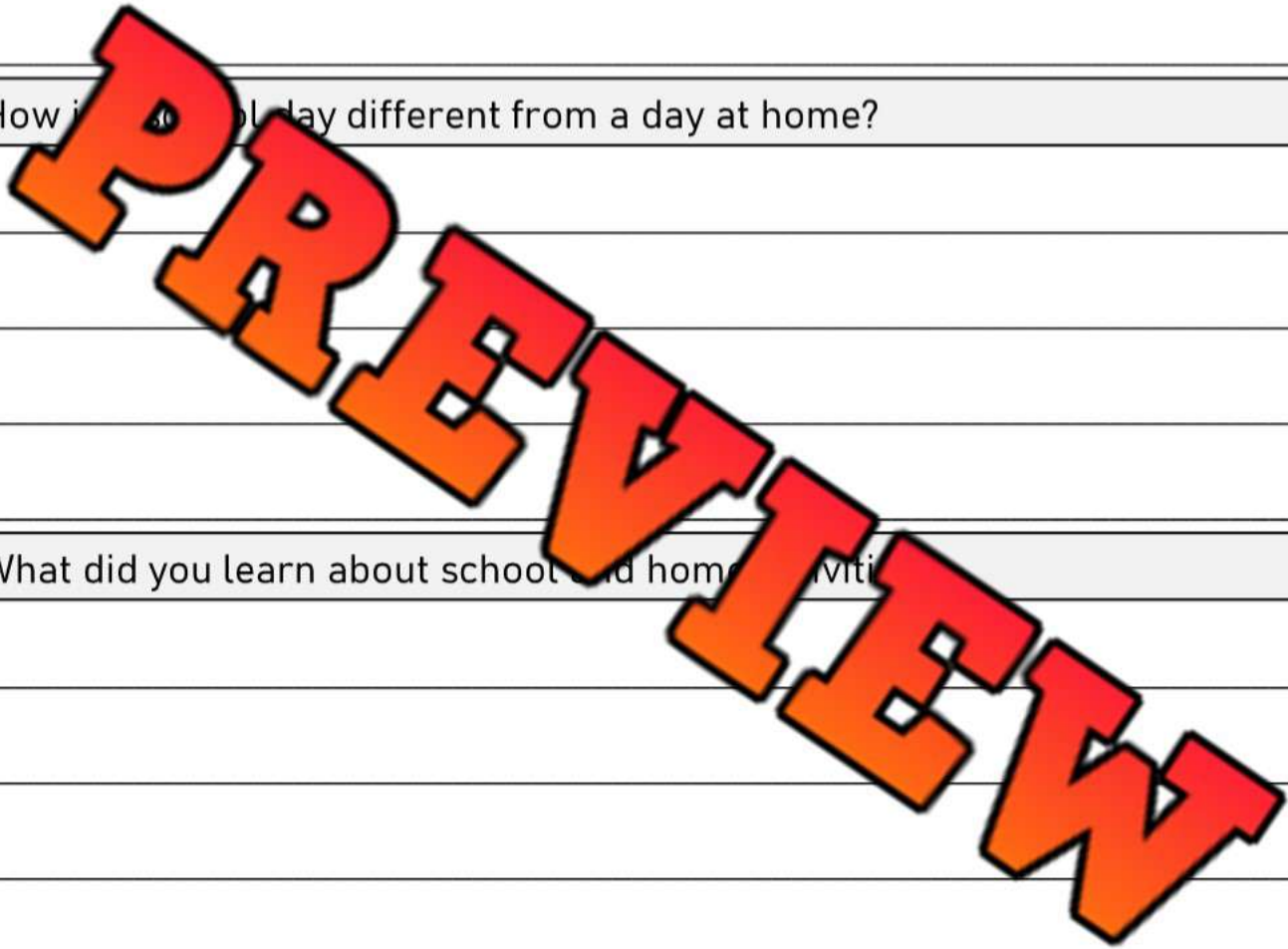
Answer the questions below.

1) What did you do in your role play?

2) How is your role play different from a day at home?

3) What did you learn about school and home activities?

4) Why is it important to balance your school and home life?



Jeopardy – Exploring Needs, Wants, and Work

Objective

What are we learning about?

The objective of this activity is to help students understand the concepts of needs, wants, paid work, unpaid work, and the roles of community helpers through a fun and interactive Jeopardy game.

Materials

What you will need for the activity.

- Jeopardy board and questions
- Buzzer or bell
- Scoreboard



Instructions

How you will complete the activity.

1. Print the Jeopardy board on the next page.
2. Divide the class into two teams.
3. Ask one team to go first by selecting a point value.
4. Read the question aloud from the point value.
5. The first team to ring the bell or buzzer gets to answer.
6. If they answer correctly, award them the points. If not, another team can answer.
7. Continue the game until all questions have been answered.
8. Tally the points to determine the winning team.
9. Conclude by discussing what they learned about the topic in the questions.

Jeopardy Question




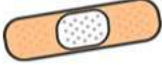




Ask students the questions below.

1 Points	2 Points	3 Points	4 Points	5 Points
Who helps when there is a fire? (Firefighter)	Who takes care of your pets? (Veterinarian)	How many hours should you sleep? (10 hours)	What is helping others without getting money? (Volunteering)	Who is a doctor for kids? (Pediatrician)
Where do you go to read books? (Library)	What is a machine that helps farmers? (Tractor)	What item helps doctors listen to your heartbeat? (Stethoscope)	Who helps in an emergency? (Paramedic)	
Who fixes your teeth when they hurt? (Dentist)	An iPad is a need or a want? (Want)	What do we all need to have a safe world? (Donation)	Who fought for equal rights on a bus? (Rosa Parks)	
What do we need for hydration? (Water)	A winter jacket is a need or a want? (Need)	What is the term for money given for work? (Paid work)	What did Thomas Edison invent? (Light bulb)	What do we need for our hearts to beat? Where do we visit a place like a church? (Spiritual needs)
What activity helps our brains grow? (Reading)	Who bakes bread and sweet things? (Baker)	What is the special food from Japan with rice and fish? (Sushi)	What "needs" makes us feel we belong? (Social needs)	Who made a vaccine for polio? (Jonas Salk)

Unit Test – Resources and Wealth

Circle

Read the scenarios below and think: Is it a need or a want?

Need ←	You feel thirsty during recess and think about getting a drink of water.		→ Want
Need ←	You see a shiny new toy in the store while shopping with your parents.		→ Want
Need ←	You feel cold walking to school without a warm jacket.		→ Want
Need ←	You scraped your knee at the park and you need a bandage.		→ Want
Need ←	A cool child showed you a new video game that looks interesting.		→ Want
Need ←	You forgot your lunch at home and you have nothing to eat.		→ Want
Need ←	It's your friend's birthday and you think about buying a gift.		→ Want
Need ←	It's bedtime and very dark in your room; you look for a nightlight.		→ Want

Multiple Choice

Circle the best answer.

1) What activity is a health need?	Watching TV	Exercising
2) What kind of need is feeling loved and safe?	Emotional	Spiritual
3) When someone gets money for doing their job:	Unpaid Work	Paid Work
4) Who takes care of our pets?	Veterinarian	Pediatrician
5) Wears a red helmet and carries a big hose:	Police Officer	Firefighter

Matching

Draw a line from the term to its meaning.

Physical Needs

 The things we all need to feel happy and safe.

Spiritual Needs

 The things our brain needs to learn and be curious

Emotional Needs

 The things we need to feel connected to nature

Intellectual Needs

 The things our bodies need to stay strong and healthy.

Label

Which need does the following picture represent? Put a number for each.

1)

Physical Need

2)

Spiritual Need

3)

Emotional Need

4)

Intellectual Need


















Yes or No

Is the answer yes or no?

1) Immediate gratification is wanting something right away.	Yes	No
2) Is volunteering giving help for free?	Yes	No
3) Can giving food to a food bank help others?	Yes	No
4) Do paramedics come quickly when we are hurt?	Yes	No
5) Waiting and working hard for what we want is a long-term goal.	Yes	No

Fill in the Blanks using the "Community Workers" word bank to fill in the blanks.

Community Workers Word Bank			
Garbage Collector	Doctor	Teacher	Firefighter
Police Officer	Bus Driver	Plumber	Farmer

- Someone who wears a white coat and uses a stethoscope. _____.
- A person who wears a red helmet and carries a big hose. _____.
- A person who stands by a blackboard with books and markers. _____.
- Someone who wears a hat, drives a tractor and grows food. _____.
- Someone who picks up the trash. _____.
- Someone who sits in a bus and helps people travel. _____.
- A person who fixes pipes and carries a toolbox. _____.